
SAMPLE FORMS USED IN LIST MAINTENANCE

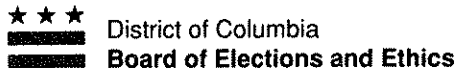
FIGURE 5B
SAMPLE NONFORWARDABLE NOTICE TO CONFIRM
CONTINUED RESIDENCE WITHIN THE JURISDICTION

This notice includes check boxes on the front to encourage current residents to return cards mailed to registrants no longer living at that address.

Front

<p>★ ★ ★ District of Columbia Board of Elections and Ethics P.O. Box 731, Washington, DC 20044-0731</p>	<p>PRESORTED FIRST CLASS MAIL US POSTAGE PAID WASHINGTON, DC Permit No. 8577</p>
<p>Do Not Forward Address Correction Requested</p>	
<p><i>D.C. Voter: Do We Have Your Correct Address?</i></p>	
<p>Important! ⇒ If this person does not live at the address shown, please check: <input type="checkbox"/> <i>does not live here</i> <input type="checkbox"/> <i>has passed away</i> Drop this card back in the mail. Thank you!</p>	

Back



Do We Have Your Correct Address?

In order for you to vote, your voter registration must show the address where you now live. This is D.C. law. We are sending you this post card to check that we have your correct address.

- If your name and address are correct on this card, you do not need to do anything. Your voter registration is OK.
- If you have moved and this card was sent on to you, you need to send us your new address, in writing. By sending us your new address, you will bring your voter registration up to date and assure your right to vote in future elections.
- Use the form below to send us your new address.
- If the person this card was sent to does not live at the address shown, please check the correct box on the front of this card and drop it in the mail. Thank you!

Questions? Call 727-2525

En español: 727-2525

TDD: 639-8916

 **Address Change Form**

Name Date of Birth

New Address

Date Signature Telephone

Put in envelope and mail to: D.C. Board of Elections and Ethics,
P.O. Box 731, Washington, DC 20044-0731

**FIGURE 5C
SAMPLE OF A LETTER OF FINAL REMOVAL FROM VOTER REGISTRY**

This is an example of a letter listing the specific reason the registrant is being removed from the registry and providing a means for the addressee to request that his or her name be replaced on the voting list.

TOWN OF GORHAM
270 Main Street
Gorham, Maine 04038
Tel. 207-839-5037

April 1, 1993

This is to advise you that your name has been removed from the voting list of the Town of Gorham for the following reason:

You no longer reside at the address shown above and have not notified us of a new address within the Town of Gorham

Your failure to reply within thirty (30) days will be deemed to indicate your agreement with this action.

BOARD OF VOTER REGISTRATION
Gorham, Maine

Dear Board of Voter Registration

I respectfully request that my name be replaced on the voting list of the Town of Gorham for the following reason:



I swear that the reason stated above is true.

Signature _____

Address _____

FIGURE 5D
SAMPLE OF A LETTER OF FINAL REMOVAL
FROM THE VOTER REGISTRY

This is an example of a letter sent based on a computer-generated list of possible duplicate registrations within the state, prepared by the State election official. The review by the local jurisdiction indicated that the registrant probably registered in a new jurisdiction without canceling the registration in the former jurisdiction.

<p>Helen Purcell Recorder</p> <p>Cherie Pennington Chief Deputy Recorder</p>		<p>Office of The Maricopa County Recorder</p>
<p>TO:</p> <p>FROM: HELEN PURCELL, MARICOPA COUNTY RECORDER</p> <p>SUBJECT: VOTER REGISTRATION</p> <p>DATE: JANUARY 07, 1993</p>		
<p>In an effort to better serve the public and maintain accurate voter registration rolls, Arizona law provides a voter registration matching system to reveal duplicates.</p> <p>Arizona Revised Statute §16-168.I. states that the Secretary of State shall prepare a list of all duplicate registrations throughout the State. If a person is registered in more than one County, the County Recorder shall cancel the person's earlier registration and allow the most current registration to remain valid.</p> <p>A search of the voter registration files indicates that you were registered in Maricopa County on 05-05-89. Further, the files indicate that you are additionally registered in COCHISE County as of 06-19-92.</p> <p>For the reasons indicated above, your voter registration has been cancelled in Maricopa County. If you have changed residence since you registered in COCHISE County, you must re-register. If you have any questions, please call the COCHISE COUNTY RECORDER at (602) 432-9270.</p>		
<p>111 South 3rd Avenue • Phoenix, Arizona 85003-2281 • (602) 506-3535 • (Fax) 506-3069 • (TDD) 506-4028</p> <p style="text-align: right;"></p>		

CHAPTER 6

FAIL-SAFE VOTING PROVISIONS

The National Voter Registration Act permits certain classes of registrants to vote that were heretofore unable to do so because of bureaucratic or legal technicalities. The Congress incorporated these "fail-safe" provisions following the principle that "once registered, a voter should remain on the list of voters so long as the individual remains eligible to vote in that jurisdiction" [Hse. Rpt., Section 8, page 18].

IMPORTANT ISSUES IN FAIL-SAFE VOTING

States should consider the following important issues in designing fail-safe voting procedures:

- who is entitled to vote under the fail-safe provisions
- where they are entitled to vote
- how they may cast their ballots
- recording and transmitting election day changes to the central voter registration list
- administering fail-safe voting procedures.

Who Is Entitled To Vote Under the Fail-Safe Provisions

The Act permits the following types of registrants to employ fail-safe voting provisions:

- Those who have failed to respond to a confirmation mailing that was triggered by information indicating that they may no longer reside in the registrar's jurisdiction but who do still reside in the jurisdiction [Section 8(d)(1)(B), 8(d)(2)(A), and 8(e)];
- Those who have failed to respond to a confirmation mailing that was triggered by information indicating that they have moved within the registrar's jurisdiction [Sections 8(c)(1)(B)(i), 8(e), and 8(f)]; and

- Those who have *not* been sent such a confirmation mailing but who:
 - have moved within the same precinct [Sections 8(e)(1) and 8(f)];
 - have moved from one precinct to another within the same registrar's jurisdiction [Sections 8(e)(2) and 8(f)]; or
 - have *not* moved, but the voter registration records incorrectly show that they have [Section 8(e)(3)].

Those Who Have Failed to Respond to a Confirmation Mailing Triggered by Information Indicating That They May No Longer Reside within the Registrar's Jurisdiction but Who Continue to Reside in the Jurisdiction

Registrars may send confirmation notices in accordance with Section 8(d)(2) to registrants whose continued residence within the jurisdiction is questioned. Chapter 5 lists some of the reasons such mailings may be sent (e.g.; election mailings returned undeliverable, postal service information indicating that the person may have moved outside of the jurisdiction, etc.). Yet such individuals may still reside in the registrar's jurisdiction. They may have either not moved at all, moved within the jurisdiction without filing a change of address, or the local post office may no longer have the change of address on file. Even if such recipients of confirmation mailings fail to return the confirmation response card and may have been designated "Inactive", they must be permitted to vote in any federal election on or before the second general federal election after the confirmation mailing was sent [Section 8(d)(1)(B), 8(d)(2)(A), and 8(e)].

The Act permits States to require such persons to make either "an affirmation or confirmation of the registrant's address ... before being permitted to vote ..." [Section 8(d)(2)(A)]. But for reasons that are explained below under "How They May Cast Their Ballots", States may require confirmation only under extremely rare circumstances. (The difference between "affirmation" and "confirmation" lies in whether the registrant has to provide some acceptable verification as noted in the definitions in the Introduction).

Those Who Have Failed to Respond to a Confirmation Mailing Triggered by Information Indicating That They Moved within the Registrar's Jurisdiction

Registrants whose registration records have been changed based on address information received from the postal service, and who were then sent a confirmation mailing to verify the change, should not be designated "Inactive" and must be permitted to vote in any federal election regardless of whether or not they respond to the notice [Sections 8(c)(1)(B)(i), 8(e) and 8(f)]. Moreover, it appears that these individuals may not be required to affirm or confirm their address when voting unless, of course, the change-of-address information was in error and the registrant offers to vote at the old polling place, or they have subsequently moved to an address not provided by the Postal Service.

Those Who Have Not Been Sent a Confirmation Mailing but Have Moved within the Same Precinct

The FEC defines “precinct” to mean “an area covered by a polling place” — although a few States employ different terminology. In any event, the Act is very clear in saying “A registrant who has moved from an address in the area covered by a polling place to an address in the same area shall, notwithstanding failure to notify the registrar of the change of address prior to the date of an election, be permitted to vote at that polling place upon oral or written affirmation by the registrant of the change of address before an election official at that polling place” [Section 8(e)(1)].

Note that this class of registrants is required to provide only “oral or written affirmation.”

Those Who Have Not Been Sent a Confirmation Mailing but Have Moved from One Precinct to Another within the Same Registrar’s Jurisdiction

The Act requires that “A registrant who has moved from an address in an area covered by one polling place to an address in an area covered by a second polling place within the same registrar’s jurisdiction and the same congressional district and who has failed to notify the registrar of the change of address prior to the date of an election” must be permitted to correct the voting records and vote [Section 8(e)(2)(A)]. Oral or written affirmation or confirmation may be required of such persons depending on where they vote (see “Where They Are Entitled to Vote” below).

Section 8(f) of the Act implies, however, that such persons also be permitted to vote if they moved within the registrar’s jurisdiction but to a different congressional district. The expression “and the same congressional district” in Section 8(e)(2)(A) does not, then, control whether a person who has moved within the registrar’s jurisdiction is *entitled* to use the fail-safe voting. Rather, it controls *where* such persons may vote.

Those Who Have Not Been Sent a Confirmation Mailing and Have Not Moved but the Registration Records Say They Have

Mistakes happen. And to ensure that registrants do not lose their right to vote because of an error in the voter registration list, the Act requires that “If the registration records indicate that a registrant has moved from an address in the area covered by a polling place, the registrant shall, upon oral or written affirmation by the registrant before an election official at that polling place that the registrant continues to reside at the address previously made known to the registrar, be permitted to vote at that polling place” [Section 8(e)(3)].

Note again the requirement for only “oral or written affirmation.”

Where They Are Entitled to Vote

The issue of where registrants may vote under the fail-safe provisions applies only to those who have moved from one precinct to another within the registrar’s jurisdiction — since the other categories of who is eligible describe registrants who remain in their original precinct.

The Act permits the States to decide where all registrants who have moved from one precinct to another within their jurisdiction *and the same congressional district* are to correct the records and vote — either at their old polling place or at their new one — provided that the State require only oral or written affirmation by the registrant of their new address [Section 8(e)(2)(B)]. The Act does *not* permit the States to designate only a central location for this purpose.

If the State does *not* designate either the old polling place or the new polling place, then the decision defaults to the registrant who, if they have moved from one precinct to another within the registrar's jurisdiction *and the same congressional district*, may choose either:

- to change the records and vote at their old polling place
- to change the records and vote at a central location, or else
- to change the records for future elections and, if permitted by State law, to vote in the present election upon confirmation by the registrant of his or her new address [Section 8(e)(2)(A)].

The Act does not specifically address where those registrants who have moved within the registrar's jurisdiction, but outside their former congressional district, should correct the record and vote. States may want to consider applying the same rules to these individuals as to those moving within the congressional district in order to avoid administrative problems and voter confusion.

States that consider allowing the voter to choose should weigh the following:

- Voters can choose the location that is most convenient, whether that is the old or central location or, if the State permits, the new location;
- Voters may not know the location of the central office or the new polling place;
- When voters choose the central location, the election official can easily determine the voters' eligibility, determine which full ballot they are entitled to vote, and sort the voted ballots into appropriate precincts for tabulation with other ballots;
- Election officials may have difficulty determining how many staff and ballots and/or voting machines to maintain at the central office and at each polling place;
- The opportunity to choose may either please the voters or add to their confusion; and
- When voters choose to vote at the old polling place or, if permitted by State law, the new polling place, there would be the same advantages and disadvantages as listed below for these sites.

There are benefits to States deciding where registrants are to vote including: simplifying instructions to voters; minimizing election day confusion; reducing the burden on poll workers; and simplifying record keeping. There are, however, advantages and disadvantages to designating either:

- the old polling place, or
- the new polling place.

At the same time there is the question of what to do about:

- registrants who go to the wrong polling place.

Designating the Old Polling Place

States that decide to designate the old polling place will gain the following advantages:

- Voters often will know where their old polling place is located, and
- Polling place officials will likely have the voters' names on the poll list (or accompanying inactive list) along with any notations of which ballot they are entitled to vote.

The disadvantages to designating the old polling place are that:

- Voters may be required to travel long distances between their new residence and their old polling place;
- Voters whose addresses have already been corrected will be listed in the poll books of their new polling place; and
- Unless they are given a limited ballot (containing only those offices and issues for which they are entitled to vote in their new precinct), voters may be voting in contests for which they are not, by residence, entitled. (See "How They May Cast a Ballot" below).

Designating the New Polling Place

States that decide to designate the new polling place will gain the following advantages:

- The polling place will likely be closer to the voter's residence than the old one, and
- The voters are likely to vote only in the contests to which they are, by residence, entitled (in which case, it would not seem to matter if the registrant moved into a different congressional district within the registrar's jurisdiction).

The disadvantages of designating the new polling place are that:

- Voters may not know the location of their new polling place;
- Polling place officials may not know if the voter is a valid registrant or if the voter's residence is within the precinct's boundaries;
- Polling place officials may have difficulty determining which primary ballot the voter is eligible to vote in closed primaries because records of party affiliation may not be available;
- Polling place officials may have difficulty determining which ballot style the voter should have in the case of split precincts because they may not know the boundaries of each election jurisdiction; and
- Election officials may have difficulty determining how many ballots and/or voting machines to supply each polling place.

Voters Who Go to the Wrong Polling Place

Whatever decision the State makes regarding where registrants may vote under the fail-safe voting provisions, they may want to consider what to do about registrants who go to the wrong polling place. The following options have been used by States, alone or in some combination, to address this situation:

- Requiring the poll worker to provide the voter with a card containing the phone number of the local election office and leaving it up to the voter to call and request the correct polling place.
- Requiring the poll worker to call the local election office to ascertain the correct polling place.
- Providing maps of the local jurisdiction at each polling place that display the streets, neighborhoods, precinct boundaries and polling place locations to assist the voter and poll worker in determining where the correct polling place might be located.
- Providing street indices at each polling place that assist in identifying which polling place corresponds to a given street address.
- Requiring the completion of an affidavit at the old polling place when the voter erroneously appears to vote there which the voter, in turn, gives to a poll worker at the new polling place (see sample affidavit in Figure 6A).

How They May Cast Their Ballots

The Act permits the States considerable latitude in prescribing how registrants voting under the fail-safe provisions may cast their ballots. Issues to consider include:

- affirmation versus confirmation
- a provisional ballot versus a regular ballot, and
- a limited ballot versus a full ballot.

Affirmation Versus Confirmation

The distinction between “affirmation” and “confirmation” appears to hinge on whether registrants may simply assert their current address or whether they must provide some acceptable verification.

As noted previously, States may opt to require registrants that have changed address from one precinct to another within the registrar’s jurisdiction to vote either at their old polling place or else at their new one. If they do so, however, they may require from the registrant only oral or written affirmation of the new address [Section 8(e)(2)(B)].

The only circumstances in which States may require confirmation (as distinct from affirmation) from the registrant are when:

- (1) the State has chosen not to designate either the old or the new polling place as the fail-safe voting location,
- 2) the State nevertheless permits registrants who have moved from one precinct to another within the registrar’s jurisdiction and the same congressional district to *vote* at their new polling place, *and*
- (3) such a registrant chooses to vote at the new polling place from the three options available to him — old, central location, or new — as a result of the State’s failure to decide the matter.

As a practical matter, such circumstances are likely to be extremely rare.

A Provisional Ballot Versus a Regular Ballot

The Act is silent on the question of whether registrants voting under the fail-safe provisions may be required to vote a provisional ballot (one that is subject to subsequent verification before it is counted). The House Committee report, however, notes that “Under certain circumstances it would be appropriate, and in compliance with the requirements of this Act, to require that such a person vote by some form of provisional ballot” [Hse. Rpt., Section 8, page 18].

Although it is neither required nor prohibited by the Act, then, for reasons of record keeping, fraud prevention, and for any subsequent legal inquiries, States may want to consider employing some form of provisional ballot procedure whereby fail-safe voters:

- cast their ballots
- place them in a blank sealed envelope, and
- place that envelope in a cover envelope which contains on the outside the written affirmation.

Examples of provisional ballot envelopes are provided at the end of this chapter in Figures 6B, 6C, and 6D.

A provisional ballot process may entail some additional costs. There is, for example, the cost of producing the secrecy envelopes and separately processing the voted ballots. And too, jurisdictions that do not currently vote on paper ballot stock would have to pay the costs of producing and providing paper ballots to serve as provisional ballots.

Moreover, if the voter registry is not up to date, there could be a large number of provisional ballots which, in turn could delay final election results. A large number of provisional ballots could also change the outcome of an election from what it appeared to be in the preliminary, unofficial results.

Finally, the provisional ballot process has been used, either deliberately or inadvertently, to discriminate against minorities in some jurisdictions. To combat such abuse in the future, States may want to document uniform procedures to be followed by all local jurisdictions administering the process.

A Limited Ballot Versus a Full Ballot

The question of whether registrants casting a ballot under the fail-safe voting provisions should cast a limited ballot or a full ballot depends both on where the State decides that such registrants should vote; on the sensitivity the State attaches to voters voting in contests to which they are not, by residence, entitled; and on the State's procedures for verifying and counting voted provisional ballots. (This question does not arise, of course, in cases where registrants entitled to use the fail-safe procedures have been declared inactive but have not changed their address.)

If the State decides that registrants voting under the fail-safe provisions should do so at their new polling place, then, as noted previously, such voters would in most instances be voting in only the contests to which they are, by residence, entitled. (There is, of course, the problem of determining which ballot the voter should receive in split precincts as noted in "Determining Eligibility" below.)

If, on the other hand, the State decides that such registrants should vote at their old polling place, then the problem arises that certain contests (especially local ones) appearing on the ballot in the old precinct may not be the same as those in the precinct where the voter now resides.

In such instances, States might want to consider issuing such voters a ballot limited to contests in common among all precincts in the jurisdiction. This would require jurisdictions to bear the expense of producing limited ballots for the jurisdiction, or possibly lock out contests on direct electronic recording systems and void contests on paper ballots, potentially violating ballot secrecy.

An alternative strategy is to permit the voter to vote a full but provisional ballot — but subsequently count only those votes cast for contests which the voter is entitled to vote. This strategy also raises ballot secrecy problems in addition to time and cost issues.

Finally, the alternative of issuing a ballot containing only federal or federal, state-wide, and county-wide offices might prove expensive, provoke voter indignation, and may even be challenged as discriminatory.

Recording and Transmitting Election Day Changes to the Central Voter Registration List

States should consider how best to record and transmit election day corrections from registrants voting under the fail-safe provisions. Depending on State law and the voter's situation, these updates may be recorded:

- at the old polling place where records of the voter may or may not exist;
- at the new polling place where records of the registrant are least likely to exist;
or
- at a central location where records of the registrant most certainly should exist and may or may not be readily accessible in the rush of election day activities.

There are at least four ways that such voter registration list changes can be recorded and transmitted to the central voter registration list.

The first and easiest of these is to employ the outer envelopes containing the provisional ballots cast by registrants voting under the fail-safe provisions. The advantage of this approach, apart from leaving a paper trail with the registrant's signature, is that only validated changes would be made to the central voter registry. That is to say, if the voter was not a registrant or used an invalid or false address, the ballot would presumably not be counted and no change would have to be made to the central voter registration list. (Examples of provisional ballot envelopes are provided in Figures 6B, 6C, and 6D.)

A second alternative, in States that opt not to employ a provisional ballot procedure, is that poll workers could note such changes in the poll books so the changes could be recorded on the central voter registration list when voter histories are updated subsequent to the election.

A third alternative is to use an affidavit form to collect the corrected voter information at the polling place and convey it to the central office. (See an example of such an affidavit in Figure 6A.)

A fourth alternative is the use of a voter authority card which, among several other purposes, serves to record changes to the voter registration list captured at the polls on election day. Those interested in the voting authority card approach are urged to consult *Innovations in Election Administration 1: The Voting Authority Card* authored by Marie Garber and available free of charge from the FEC's National Clearinghouse on Election Administration.

Administering Fail-Safe Voting Procedures

Whatever fail-safe voting procedures States adopt, there can be no doubt that their successful operation will depend on:

- the procedures for determining the eligibility of fail-safe voters;
- an effective public information program; and
- the careful training of poll workers (along with job aids or procedures manuals).

Procedures for Determining the Eligibility of Fail-Safe Voters

The problem of determining the eligibility of fail-safe voters applies to:

- registrants who have moved within their precinct;
- registrants who have moved from one precinct to another; and
- registrants who have not moved but the registration records say they have.

With regard to registrants who have moved within their precinct, the problem is for election workers either at the polling place or at a central location to (1) determine if the registrant's new address is indeed within the precinct boundaries and (2) in the case of split precincts, which ballot style the registrant is eligible to vote.

With regard to registrants who have moved from one precinct to another, States may designate where such persons are to vote. But regardless of whether the State designates the registrant's old polling place or new polling place as the location for fail-safe voting, there must be procedures for determining the eligibility of these individuals. In the case of designating the new polling place, for example, persons may mistakenly show up at the wrong polling place. Poll workers will need to know where to direct them. In the case of designating the old polling place (if the State has decided to allow such voters to vote only a limited ballot), poll workers will need to know the ballot style appropriate to the voter's new precinct (a problem further complicated if there are split precincts). And in either case, poll workers may need to determine if the person offering to vote is a registered voter rather than an unregistered person attempting to vote.

Eligibility issues also may arise with regard to registrants who have *not* moved but the registration records show they have. If, for example, the registration records erroneously list their address in another precinct within the jurisdiction, then their proper polling place will have no record of them. Poll workers will need to determine if such persons are in fact registrants rather than unregistered voters attempting to vote. Even if the erroneous address is within the same precinct, poll workers in split precincts will need to determine which ballot their genuine address entitles them to vote.

All of these possible problems suggest the need to ensure communications between polling places and the central office on election day. It also suggests the need for a dedicated phone bank to handle such calls. And finally, it suggests the desirability of computerized geo-coded registration files for quick information retrieval, street address indices containing information on the precinct appropriate to a range of addresses, and maps showing the location and boundaries of polling places in the community.

An Effective Public Information Program

States will want to devise an aggressive public information program to inform registrants who have moved from one precinct to another within the same election jurisdiction of where to vote on election day. Acknowledgment notices, confirmation notices, and other pre-election mailings; speeches to community groups; and public service announcements may serve as a vehicle for this information. (See *Voter Information and Education Programs 1: Designing Effective Voter Information Programs*, prepared by Kalba Bowen Associates, Inc. for the Federal Election Commission's National Clearinghouse on Election Administration.)

States might want to consider requiring local jurisdictions to establish a temporary phone bank to answer questions and give polling place locations through election day. Other possibilities include making maps of the community showing polling place locations and boundaries or lists of polling places (and the addresses covered by each) available to political parties, candidates, get-out-the-vote drives, and satellite locations (such as public libraries or agencies that were designated to register voters).

Training Poll Workers

No one knows how many fail-safe voters will appear on election day. If not properly managed, fail-safe voting procedures can lead to confusion at the polling place. States and local jurisdictions will need to consider what training and election day job aids should be provided so that poll workers can efficiently process these voters. These aids might include procedures manuals, trouble-shooting guides, and pre-printed notices to be given to provisional ballot voters. (Samples of preprinted notices for provisional ballot voters are provided in Figures 6E and 6F.) Also helpful to the poll worker are important phone numbers for verifying a prospective voter's registration, a precinct-specific street index listing street numbers and names covered by the precinct, and precinct maps (which can be used by the voter to show the poll worker where they live in the precinct).

SAMPLE FORMS FOR USE IN FAIL-SAFE VOTING

FIGURE 6A EXAMPLE OF AN AFFIDAVIT AND ACCOMPANYING POLL WORKER INSTRUCTIONS USED IN FAIL-SAFE VOTING

This affidavit is printed on colored paper and is completed by the poll worker and signed by the poll worker and the voter. The affidavit is used to capture changes of registrants' information made at the polls. It is also used when a registrant has moved within the county but failed to notify the local election official. When the voter erroneously appears to vote at the polling place for their former residence, the poll worker verifies that the registrant is still on the list of registered voters at that polling place and directs the registrant to go the correct polling place and submit the completed affidavit to the poll worker there. The poll worker at the new polling place, then, does not need to confirm that the voter is indeed registered.

THIS FORM CANNOT BE USED FOR NEW REGISTRATIONS, PARTY CHANGES OR TRANSFERS FROM OTHER COUNTIES OR STATES.

AFFIDAVIT

PRECINCT NO. _____

REGISTRATION NO. _____

DATE OF BIRTH: _____

TELEPHONE NO. _____

PARTY AFFILIATION: _____

STATE OF FLORIDA
COUNTY OF BROWARD
I do solemnly swear (or affirm) that my present name is (print name of voter) _____

Current Address _____

City _____ Zip Code _____

NEW PRECINCT NO. _____

ADDRESS OF NEW PRECINCT _____
(If Voter is being sent to another precinct)

STAPLE
VOTER'S
IDENTIFICATION CARD
HERE _____

CHECK APPROPRIATE TRANSACTION BELOW

1. CHANGE OF ADDRESS - F.S. 97.091 (2)

2. REQUEST FOR REINSTATEMENT - F.S. 98.081

3. CHANGE OF NAME - F.S. 97.091 (2B)

1. Call your assigned number to verify registration.
2. Take the old card(s) and staple to this affidavit.

1. Check Supplemental List. If on List, fill in pink affidavit, have voter sign and allow to vote.
2. If not on List, call your assigned number.
3. Take the old card(s) and staple to this affidavit.
4. Have voter sign affidavit and allow to vote.

1. Do not call office if on precinct register or Supplemental List under previous name.
2. Take the old card(s) and staple to this affidavit.

I hereby request reinstatement as an active voter in Broward County since my status has not changed and I have not registered in any other County or State.

PRINT NEW NAME OF VOTER _____

Being first duly sworn under oath, certify that my name has been changed because of marriage or other legal process.

PREVIOUS NAME (Please Print) _____

I hereby affirm that I have verified this registration with my assigned number if required in the above instructions.

SIGNATURE OF VOTER

SIGNATURE OF CLERK _____

RES. 502

**CLERKS MUST FOLLOW THE STEPS OUTLINED
BELOW WHEN USING THE PINK AFFIDAVIT.**

When a voter presents himself to vote and his name cannot be found on either the Precinct Register or Supplemental List, you must call your Special Operator to determine if the individual is a registered voter. If the voter is registered then:

1. Ask the voter if he has changed his address and take down all information.
2. Call assigned office number to determine in what precinct the voter should be voting.
3. If our office directs you to allow the voter to vote in your precinct, complete a Pink Affidavit checking #1, "Change of Address."
4. If the voter should be voting in another precinct (you will be given the correct precinct number), fill out the Pink Affidavit indicating correct precinct and give it to the voter to take with him to the correct polling precinct. Write the address of correct precinct on top right of Pink Affidavit. You will have a list of all polling places in your Clerk's envelope.

IMPORTANT

When a voter comes to your precinct with a completed Pink Affidavit you should not have to make another phone call. The voter has already been approved to vote by our office.

1. Verify all general voter information with the individual.
2. Check top right section of Pink Affidavit to make sure voter is in correct voting precinct.
3. Make sure that the voter has signed Pink Affidavit.
4. Take affidavit and place in your affidavit envelope and allow voter to vote.
5. If he has a voter I.D. card, take it and staple it to affidavit as usual.

**FIGURE 6B
SAMPLE ENVELOPE USED FOR PROVISIONAL BALLOTS**

This envelope is used in San Diego County, California. Note that it includes instructions to the poll worker and requires them to check the reason for the envelope's use. It also provides space for office use that permits notation of the acceptance or rejection of the ballot without looking at the voted ballot.

Front

<p>INSTRUCTIONS TO PRECINCT OFFICER:</p> <p>1. Check one. This voter is:</p> <p>___ A. enclosing voted absentee ballot because absentee ID envelope issued by Registrar of Voters' office is not available. (If A is checked, complete step 2 below only.)</p> <p>___ B. an Absentee Voter listed on the Roster who wants to vote at polls, but is unable to surrender ballot issued by Registrar of Voters' office.</p> <p>___ C. a voter whose name is not on ANY of the following lists: Roster Cancelled Voter List Certification List</p> <p>___ D. voting a party ballot different than party designation on the roster.</p> <p>___ E. OTHER: WRITE EXPLANATION HERE _____</p> <p>If B, C, D, or E above has been checked, complete steps 2 through 6 below.</p> <p>2. Have voter print name, address and sign declaration on reverse side of this envelope.</p> <p>3. Have voter sign name and residence address on the green provisional roster page.</p> <p>4. Precinct Officer instruct voter to vote, remove stub and seal this envelope.</p> <p>5. Precinct Officer deposit this sealed ballot in ballot box.</p> <p>6. Upon close of polls, remove these green envelopes from ballot box and place them into Provisional Ballots/Voted Absentee Ballots Envelope.</p> <p align="center">DO NOT OPEN THESE GREEN ENVELOPES FOR ANY REASON.</p>	<p align="center">Use this space for explanation:</p> <hr/> <hr/> <hr/> <hr/> <hr/> <hr/> <hr/> <hr/>
<p>PROVISIONAL BALLOT TO BE ADJUDICATED BY THE REGISTRAR OF VOTERS</p>	

Back

INSTRUCTIONS TO VOTER:

- After voting:
1. Remove short stub from top of ballot card.
 2. Fold ballot card in half at perforation.
 3. Enclose voted ballot in this envelope.
 4. Seal this envelope.
 5. Check that you have completed and signed the oath below.

(Print Name)

I am a registered voter and I resided at the address below on the 29th day prior to this election. Voting twice constitutes a crime, and I have not voted previously in this election either by absentee ballot or at any other polling place. I declare under penalty of perjury that the above declarations are true and correct to the best of my knowledge and belief.

Signature (Required) Do Not Print

Date

Residence Address (Required)

Zip Code

Day Phone

TO BE OPENED ONLY BY CANVASSING BOARD AT THE REGISTRAR OF VOTERS

OFFICE USE ONLY

Precinct _____

Political Party _____

Aff. No. _____

Microfilm No. _____

AV Eligible: Yes _____
No _____ Reason _____

Precinct Eligible: Yes _____
No _____ Reason _____

No Ballot Enclosed: _____

Note: _____

Back

REASON FOR VOTING BY SPECIAL BALLOT

- Voter's Address on Master Index has changed
- Voter is not listed on the Master Index
- Voter is listed as Absentee Voter

Signature of Master Index Clerk

For PRIMARY Elections ONLY:

DIFFERENT PARTY AFFILIATION CLAIMED BY VOTER

Party affiliation on MASTER INDEX (Circle One)

DEM REP STD OTH N-P

(Registration No. from Master Index)

Voter claims correct party affiliation is: (Circle one)

DEM REP STD OTH N-P

Signature of Master Index Clerk

For ANC/SMD Elections ONLY:

DIFFERENT ANC/SMD CLAIMED BY VOTER

ANC/SMD on MASTER INDEX

(Registration No. from Master Index)

Voter claims correct ANC/SMD is:

Signature of Master Index Clerk

**FIGURE 6D
SAMPLE ENVELOPES USED FOR PROVISIONAL BALLOTS**

These envelopes are used in Thurston County, Washington. In the State of Washington, voters are permitted to vote a "questioned" ballot when their name is not on the list for that polling place. The voter's eligibility to vote in each contest is later determined at a central location. The outer envelope permits the central office to note on the back what contests the individual is eligible to vote. The envelope with the ballot still inside is grouped with like provisional ballots. Election workers can open the outer envelopes by group, open the inner envelopes, and tabulate the votes that can be counted without associating the name of the voter with a given ballot.

Front of Outer Envelope

<p align="center">VOTER INFORMATION</p> <p>X</p> <p>SIGNATURE OF VOTER _____</p> <p>PRINTED NAME OF VOTER _____</p> <p>DATE OF BIRTH _____</p> <p>ADDRESS _____</p> <p>DAYTIME PHONE _____</p>	<p align="center">THURSTON COUNTY</p> <p><input type="checkbox"/> CHALLENGED BALLOT or <input type="checkbox"/> QUESTIONED BALLOT (<small>Indicate Which</small>)</p> <p>REASON FOR CHALLENGE OR QUESTION _____ _____ _____</p> <p>Inspector: _____ Precinct Number: _____</p> <p><small>The Inspector or one of the Judges must return the challenged ballot to the County Auditor in this envelope.</small></p>
---	--

Front of Inner Envelope

**Questioned/Challenge Ballot
Inner Envelope**

Place voted ballot in this envelope and seal. Then place this envelope into the Questioned/Challenge outer envelope with identifying information.

DO NOT MAKE ANY MARK OF IDENTIFICATION ON THIS ENVELOPE.