

1 OSBORN MALEDON, P.A.
2 2929 North Central Avenue
3 21st Floor
4 Phoenix, Arizona 85012-2793
5 Telephone: (602) 640-9000

6 David B. Rosenbaum (009819)
7 drosenbaum@omlaw.com
8 Thomas L. Hudson (014485)
9 thudson@omlaw.com
10 Sara S. Greene (022706)
11 sgreene@omlaw.com

12 STEPTOE & JOHNSON LLP
13 Collier Center
14 201 East Washington Street
15 Suite 1600
16 Phoenix, Arizona 85004-2382
17 Telephone: (602) 257-5200
18 Facsimile: (602) 257-5299

19 David J. Bodney (006065)
20 dbodney@steptoe.com
21 Karen J. Hartman-Tellez (021121)
22 khartman@steptoe.com

23 Attorneys for The Inter Tribal Council
24 of Arizona, Inc., et al.

25 UNITED STATES DISTRICT COURT

26 DISTRICT OF ARIZONA

27 Maria M. Gonzalez, et al.,
28 Plaintiffs,

vs.

State of Arizona, et al.,
Defendants.

)
) No. CV06-01268-PHX-ROS (Lead)
) CV06-01362-PHX-ROS (Cons)
) CV06-01575-PHX-ROS (Cons)

)
) **DECLARATION OF**
) **KAREN J. HARTMAN-TELLEZ**

29 I, Karen J. Hartman-Tellez, declare:

30 1. I am an attorney associated with Steptoe & Johnson LLP, counsel
31 for plaintiffs the Inter Tribal Council of Arizona, Inc., the Hopi Tribe, Arizona

1 Advocacy Network, the League of Women Voters of Arizona, People for the American
2 Way Foundation, the League of United Latin American Citizens and Rep. Steve
3 Gallardo (collectively, the “ITCA Plaintiffs”). I am a member in good standing of the
4 State Bar of Arizona, and am admitted to practice in the United States Federal Court for
5 the District of Arizona. Pursuant to Fed. R. Civ. P. 56(e) and (f), I make this
6 Declaration in support of the ITCA Plaintiffs’ Response in Opposition to Defendants’
7 Motions for Partial Summary Judgment. I have personal knowledge of the facts stated
8 herein and, if called upon, could and would testify competently thereto.

9 2. The ITCA Plaintiffs cannot present by affidavit information
10 concerning the number of eligible individuals who wish to register to vote but lack
11 “satisfactory evidence of citizenship” to do so, nor can they present by affidavit
12 information concerning the number of voters that do not have adequate forms of
13 identification to cast a regular ballot at a polling place on election day (“Polling ID”).
14 To obtain such information, the ITCA Plaintiffs have propounded Requests for
15 Production and Interrogatories to the County Defendants. Those discovery requests
16 seek, *inter alia*, the following:

17 a. the total number of voter registration forms submitted since
18 January 24, 2005;

19 b. the number and identity of individuals who were not added
20 to the list of registered voters due to the application form’s failure to contain satisfactory
21 evidence of citizenship as required by Proposition 200;

22 c. for each election from September 2005 to present, the
23 number of registered voters who voted by mail;

24 d. for each election from September 2005 to present, the
25 number of registered voters who cast a regular ballot at a polling place;

26 e. for each election from September 2005 to present, the
27 number and identity of each registered voters who was not permitted to cast a regular
28

1 ballot at a polling place due to failure to provide identification required by A.R.S. § 16-
2 579;

3 f. for each election from September 2005 to present, the
4 number and identity of each registered voter who cast a conditional provisional ballot
5 due to failure to provide identification required by A.R.S. § 16-579;

6 g. for each election from September 2005 to present, the
7 number and identity of each registered voter who cast a conditional provisional ballot
8 and subsequently provided satisfactory identification to the county recorder's office; and

9 h. for each election from September 2005 to present, the
10 number and identity of each registered voter who cast a conditional provisional ballot
11 that was not counted due to failure to provide identification required by A.R.S. § 16-
12 579.

13 Some of the defendants have served their responses to the foregoing
14 discovery requests, but as of July 12, 2007, the ITCA Plaintiffs have not received
15 complete responses from more than two-thirds of the defendant counties.

16 3. The ITCA Plaintiffs intend to take further discovery, by
17 interrogatories or depositions, concerning the availability of early voting. In particular,
18 the ITCA Plaintiffs shall seek information concerning:

19 a. the number and location of in-person early voting sites;
20 b. the availability of language assistance to early voters; and
21 c. the number and percentage of voters who reside on Indian
22 Reservations who vote by mail.

23 4. Attached hereto as Exhibit A is a true and correct copy of the ITCA
24 Plaintiffs' Second Set of Non-Uniform Interrogatories to County Defendants and a true
25 and correct copy of the ITCA Plaintiffs' Second Set of Requests for Production of
26 Documents to County Defendants. The ITCA Plaintiffs served identical discovery
27 requests on the Coconino County and Navajo County Defendants.
28

1 5. Attached hereto as Exhibit B is a true and correct copy of the
2 Report of R. Anthony Sissons (previously admitted as Exhibit 21 at the hearing on
3 Plaintiffs' Motions for Preliminary Injunction).

4 6. Attached hereto as Exhibit C is a true and correct copy of a July 27,
5 2006 letter from William A. Richards, counsel to the State of Arizona and the Arizona
6 Secretary of State (the "State Defendants") to ITCA Plaintiffs' counsel Dave
7 Rosenbaum (previously admitted as Exhibit 52).

8 7. Attached hereto as Exhibit D is a true and correct copy of an
9 August 3, 2006 letter from Stacey K. Stanton, Director of the Arizona Department of
10 Transportation, Motor Vehicle Division, to Bill Richards (previously admitted as
11 Exhibit 59).

12 8. Attached hereto as Exhibit E is a true and correct copy of a printout
13 from the Service Arizona website, "About: Duplicate Driver License or ID Card
14 Online," <https://servicearizona.ihost.com/dupinfo.html> (previously admitted as Ex. 37).

15 9. Attached hereto as Exhibit F is a true and correct copy of an August
16 1, 2006 email from Colleen Connor, counsel for the 13 County Defendants, to Sara
17 Greene, counsel for the ITCA Plaintiffs (previously admitted as Ex. 18).

18 10. Attached hereto as Exhibit G is a true and correct copy of an
19 August 2, 2006 letter from Derek D. Rapier, Greenlee County Attorney, to ITCA
20 Plaintiffs' counsel Sara S. Greene (previously admitted as Ex. 20)

21 11. Attached hereto as Exhibit H is a true and correct copy of the
22 Arizona Secretary of State's Procedure for Proof of Identification at the Polls
23 (previously admitted as Ex. 3).

24 12. Attached hereto as Exhibit I is a true and correct copy of Maricopa
25 County's Answers to ITCA Plaintiff's Second Set of Interrogatories, received by the
26 ITCA Plaintiffs on July 9, 2007.

27 13. On July 10, 2007, I received a Notice of Service of Production of
28 Documents by County Defendants Owens and Hansen (Coconino County). The Notice

1 enclosed rejected voter registration forms and charts for each month beginning July
2 2006 and listing the number of voter registration forms rejected due to lack of
3 citizenship proof. The rejected registration forms bear handwritten notations concerning
4 whether the applicant later presented satisfactory evidence of citizenship. I reviewed
5 each rejected registration form and counted 201 forms that did not note the applicant had
6 successfully registered. Attached hereto as Exhibit J is a true and correct copy of
7 Coconino County's charts listing the number of rejected registration forms.

8 14. Attached hereto as Exhibit K is a true and correct copy of Yavapai
9 County's Responses to ITCA Plaintiff's Second Set of Non-Uniform Interrogatories,
10 received by the ITCA Plaintiffs on July 9, 2007.

11 15. Attached hereto as Exhibit L is a true and correct copy of an
12 excerpt of Graham County's Responses to ITCA Plaintiff's Second Set of Non-Uniform
13 Interrogatories, received by the ITCA Plaintiffs on July 9, 2007.

14 16. Attached hereto as Exhibit M is a true and correct copy of Greenlee
15 County's Responses to ITCA Plaintiff's Second Set of Non-Uniform Interrogatories,
16 received by the ITCA Plaintiffs on July 9, 2007.

17 17. Attached hereto as Exhibit N is a true and correct copy of the
18 Arizona Department of Economic Security July 1, 2004 population estimate, available at
19 http://www.workforce.az.gov/admin/uplaoadedPublications/2310_2006AZestimates.pdf
20 and a true and correct copy of the Arizona Department of Economic Security July 1,
21 2006 population estimate, available at
22 www.workforce.az.gov/admin/uplaoadedPublications/1944_EEC-04.pdf.

23 18. Attached hereto as Exhibit O is a true and correct copy of the
24 January 1, 2005 State of Arizona Registration Report, available at
25 <http://www.azsos.gov/election/voterreg/2005-01-01.pdf>, and a true and correct copy of
26 the April 1, 2007 State of Arizona Registration Report, available at
27 <http://www.azsos.gov/election/voterreg/2007-05-01.pdf>.

1 19. Attached hereto as Exhibit P is a true and correct copy of an excerpt
2 of the testimony of defendant Candace Owens at the August 30, 2006 hearing on
3 plaintiffs' Motions for Preliminary Injunction.

4 20. Attached hereto as Exhibit Q is a true and correct copy of a
5 spreadsheet created by the County Defendants pursuant to the Court's November 1,
6 2006 Order requiring the counties to track the number of voters who did not have
7 Polling ID and left the polling place without casting a conditional provisional ballot.

8 21. Attached hereto as Exhibit R are true and correct copies of Minute
9 Entries from the Arizona Superior Court, Maricopa County, showing dismissal of
10 charges of filing false voter registration forms against Esequiel Longoria Morales, Jose
11 Jaregui Perez, Israel Rivera, Irma Lugo Lemons, Carlos Magallanes, Francisco Garibo,
12 Margarito Blancas and Renate Ethan.

13 22. Attached hereto as Exhibit S is a true and correct copy of a list of
14 individuals, alleged to be non-citizens registered to vote, produced by Maricopa County
15 in response to the ITCA Plaintiffs first Request for Production of Documents. Also
16 attached are true and correct copies of Minute Entries from the Arizona Superior Court,
17 Maricopa County, showing pleas of guilty to violation of A.R.S. § 39-161, a class 1
18 misdemeanor, by Maria De Los Angeles Torres Mendoza, and Tevita Maliu.

19 I declare under penalty of perjury under the laws of the United States and
20 the State of Arizona that the foregoing is true and correct.

21 EXECUTED this 12th day of July, 2007, in Phoenix, Arizona.

22
23 
24 Karen J. Hartman-Tellez

EXHIBIT A

1 OSBORN MALEDON, P.A.
2 2929 North Central Avenue, 21st Floor
3 Phoenix, Arizona 85012-2793
4 Telephone: (602) 640-9000

5 David B. Rosenbaum (009819)
6 drosenbaum@omlaw.com
7 Thomas L. Hudson (014485)
8 thudson@omlaw.com
9 Sara S. Greene (022706)
10 sgreene@omlaw.com

11 STEPTOE & JOHNSON LLP
12 Collier Center
13 201 East Washington Street, Suite 1600
14 Phoenix, Arizona 85004-2382
15 Telephone: (602) 257-5200
16 Facsimile: (602) 257-5299

17 David J. Bodney (006065)
18 dbodney@steptoe.com
19 Karen J. Hartman-Tellez (021121)
20 khartman@steptoe.com

21 Attorneys for The Inter Tribal Council
22 of Arizona, Inc., et al.

23 UNITED STATES DISTRICT COURT
24 DISTRICT OF ARIZONA

25 Maria M. Gonzalez, et al.,
26 Plaintiffs,

27 vs.

28 State of Arizona, et al.,
Defendants.

No. CV06-01268-PHX-ROS (Lead)
CV06-01362-PHX-ROS (Cons)
CV06-01575-PHX-ROS (Cons)

**ITCA PLAINTIFFS'
SECOND SET OF
NON-UNIFORM
INTERROGATORIES TO
COUNTY DEFENDANTS**

1
2
3
4
5
6
7
8
9
10
11
12
13
14
15
16
17
18
19
20
21
22
23
24
25
26
27
28

TO: LeNora Johnson, Apache County Recorder,
Steve Kizer, Apache County Elections Director,
Christine Rhodes, Cochise County Recorder,
Thomas Schelling, Cochise County Elections Director,
Linda Haught Ortega, Gila County Recorder,
Dixie Mundy, Gila County Elections Director,
Wendy John, Graham County Recorder,
Judy Dickerson, Graham County Elections Director,
Berta Manuz, Greenlee County Recorder,
Yvonne Pearson, Greenlee County Elections Director,
Shelly Baker, La Paz County Recorder,
Donna Hale, La Paz County Elections Director,
Helen Purcell, Maricopa County Recorder,
Karen Osborne, Maricopa County Elections Director ,
Joan McCall, Mohave County Recorder,
Allen Tempert, Mohave County Elections Director,
F. Ann Rodriguez, Pima County Recorder,
Brad R. Nelson, Pima County Elections Director,
Laura Dean-Lytle, Pinal County Recorder,
Gilberto Hoyos, Pinal County Elections Director,
Suzie Sainz, Santa Cruz County Recorder,
Melinda Meek, Santa Cruz County Elections Director,
Ana Wayman-Trujillo, Yavapai County Recorder,
Lynn A. Constabile, Yavapai County Elections Director,
Susan Hightower Marler, Yuma County Recorder and
Patti Madrill, Yuma County Elections Director,

through their counsel of record, M. Colleen Connor, Maricopa County Attorney's Office, Division of County Counsel, 222 N. Central Avenue, Ste. 1100, Phoenix, Arizona 85003, and Dennis I. Wilenchik, Kathleen Rapp, Wilenchik and Bartness, P.C., 2810 North Third Street, Phoenix, Arizona 85004.

Pursuant to Fed. R. Civ. P. 33, Plaintiffs Inter Tribal Council of Arizona, Inc., *et al.*, request Defendants to answer each of the interrogatories set forth below, in writing under oath, pursuant to the schedule established by the Court.

1
2
3
4
5
6
7
8
9
10
11
12
13
14
15
16
17
18
19
20
21
22
23
24
25
26
27
28

DEFINITIONS AND INSTRUCTIONS

“You” or “your” refer to the above-named defendants upon whom these requests have been served, and their respective offices.

“Proposition 200” refers to the voting-related provisions of the Arizona Taxpayer and Citizen Protection Act, the ballot initiative passed in November 2004, which amended A.R.S. §§ 16-152, 16-166, and 16-579.

These interrogatories shall be deemed to seek responses as of the date hereof and shall be deemed to be continuing in nature up to and including the time of trial in this matter.

INTERROGATORIES

1. Provide the total number of voter registration forms in your county that have been submitted since January 24, 2005. For that total number, provide the number of individuals who were (a) added to the list of registered voters, (b) *not* added to the list of registered voters due to the application form’s failure to contain satisfactory evidence of citizenship as required by Proposition 200, and (c) *not* added to the list of registered voters for reasons other than the application form’s failure to contain evidence of citizenship. If a breakdown of the foregoing information is available by month, and age, race and ethnicity of applicant, provide that information.

1
2
3
4
5
6
7
8
9
10
11
12
13
14
15
16
17
18
19
20
21
22
23
24
25
26
27
28

2. Identify (by providing the full name, last known address, telephone number and email address) the individuals who submitted voter registration application forms in your county since January 24, 2005, but were *not* added to the list of registered voters because they did not provide satisfactory evidence of citizenship as required by Proposition 200.

3. For each election conducted in your county from September 2005 to present, provide the number of registered voters who (a) voted by mail; (b) cast a regular ballot at a polling place; (c) were not permitted to cast a regular ballot at a polling place due to failure to provide identification required by A.R.S. § 16-579; (d) cast a conditional provisional ballot due to failure to provide identification required by A.R.S. § 16-579; (e) cast a conditional provisional ballot and subsequently provided satisfactory identification to the county recorder's office; and (f) cast a conditional provisional ballot that was not counted due to failure to provide identification required by A.R.S. § 16-579. In addition, identify any analyses, reports or studies in your possession that relate to the foregoing.

1 4. For each election conducted in your county from September 2005
2 to present, identify (by full name, last known address, telephone number and email
3 address) the voters registered to vote in your county who (i) were not permitted to cast a
4 regular ballot at a polling place due to failure to provide identification required by
5 A.R.S. § 16-579; (ii) cast a conditional provisional ballot due to failure to provide
6 identification required by A.R.S. § 16-579; (iii) cast a conditional provisional ballot and
7 subsequently provided satisfactory identification to the county recorder's office; (iv)
8 cast a conditional provisional ballot that was not counted due to failure to provide
9 identification required by A.R.S. § 16-579; and (v) cast a conditional provisional ballot
10 that was not counted for any other reason, and state such reason.
11
12
13
14
15
16
17
18
19
20
21
22
23
24
25
26
27
28

DATED this 7th day of June, 2007.

STEPTOE & JOHNSON LLP

By 

David J. Bodney

Karen J. Hartman-Tellez

Collier Center

201 East Washington St., Ste. 1600

Phoenix, Arizona 85004-2382

OSBORN MALEDON, P.A.

David B. Rosenbaum

Thomas L. Hudson

Sara S. Greene

2929 North Central Ave., 21st Floor

Phoenix, Arizona 85012-2793

Attorneys for The Inter Tribal Council
of Arizona, Inc., et al.

1 LAWYERS' COMMITTEE FOR CIVIL
RIGHTS UNDER LAW

2 Jon Greenbaum
3 1401 New York Avenue, Suite 400
Washington, D.C. 20005
4 Telephone: 202-662-8315
5 Fax: (202) 628-2858
E-mail:
jgreenbaum@lawyerscommittee.org
Admitted Pro Hac Vice

6 ACLU Southern Regional Office
7 Neil Bradley
8 2600 Marquis One Tower
245 Peachtree Center Avenue
9 Atlanta, Georgia 30303
Telephone: 404-523-2721
10 Fax: 404-653-0331
E-mail: nbradley@aclu.org
Admitted Pro Hac Vice

11 PEOPLE FOR THE AMERICAN WAY
FOUNDATION

12 David Becker
Pro Hac Vice Application Pending
13 2000 M Street, NW, Suite 400
Washington, DC 20036
14 Telephone: 202-467-4999
15 Fax: 202-293-2672
E-mail: emincberg@pfaw.org

THE LEAGUE OF UNITED LATIN
AMERICAN CITIZENS

Luis Roberto Vera, Jr.
(TX SBN 20546740)
111 Soledad, Suite 1325
San Antonio, Texas 78205-2260
Telephone: 210-225-3300
Fax: 210-225-2060
E-mail: lrvtlaw@sbcglobal.net
Pro Hac Vice Application to be Filed

AARP FOUNDATION LITIGATION

Daniel B. Kohrman (DC BN 394064)
601 E Street, N.W., Suite A4-240
Washington, DC 20049
Telephone: 202-434-2064
Fax: 202-434-6424
E-mail: dkohrman@aarp.org
Admitted Pro Hac Vice

THE INTER TRIBAL COUNCIL OF
ARIZONA, INC.

Joe P. Sparks (002383)
Susan B. Montgomery (020595)
Sparks, Tehan & Ryley PC
7503 First Street
Scottsdale Arizona 85251
Telephone: 480-949-1339
Fax: 480-949-7587

Attorneys for the Inter Tribal Council of
Arizona, Inc., et al.

16
17
18
19
20
21
22
23
24
25
26
27
28

1
2
3
4
5
6
7
8
9
10
11
12
13
14
15
16
17
18
19
20
21
22
23
24
25
26
27
28

Daniel R. Ortega, Jr. (danny@rmgmoinjurylaw.com)
Roush McCracken Guerrero Miller & Ortega
650 N. 3rd Avenue
Phoenix, Arizona 85003

Nina Perales (nperales@maldef.org)
Mexican American Legal Defense and Education Fund
110 Broadway, Ste. 300
San Antonio, Texas 78205

Attorneys for Gonzalez Plaintiffs

Judith M. Dworkin (judith.dworkin@sackstierney.com)
Marvin S. Cohen (marvin.cohen@sackstierney.com)
Patricia Ferguson-Bohnee
(patricia.ferguson@sackstierney.com)
Sacks Tierney P.A.
4250 North Drinkwater Boulevard
4th Floor
Scottsdale, Arizona 85251

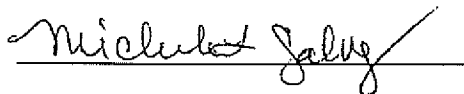
Attorneys for Navajo Nation Plaintiffs

Jean Wilcox (jwilcox@coconino.az.gov)
Coconino County Attorney's Office
110 East Cherry Avenue
Flagstaff, Arizona 86001

Attorneys for Coconino County Defendants

Lance Payette (lance.payette@co.navajo.az.us)
Navajo County Attorneys' Office
P.O. Box 668
Holbrook, Arizona 86025

Attorneys for Navajo County Defendants



1 OSBORN MALEDON, P.A.
2 2929 North Central Avenue, 21st Floor
3 Phoenix, Arizona 85012-2793
4 Telephone: (602) 640-9000

5 David B. Rosenbaum (009819)
6 drosenbaum@omlaw.com
7 Thomas L. Hudson (014485)
8 thudson@omlaw.com
9 Sara S. Greene (022706)
10 sgreene@omlaw.com

11 STEPTOE & JOHNSON LLP
12 Collier Center
13 201 East Washington Street, Suite 1600
14 Phoenix, Arizona 85004-2382
15 Telephone: (602) 257-5200
16 Facsimile: (602) 257-5299

17 David J. Bodney (006065)
18 dbodney@steptoe.com
19 Karen J. Hartman-Tellez (021121)
20 khartman@steptoe.com

21 Attorneys for The Inter Tribal Council
22 of Arizona, Inc., et al.

23 UNITED STATES DISTRICT COURT
24 DISTRICT OF ARIZONA

25 Maria M. Gonzalez, et al.,
26 Plaintiffs,
27 vs.
28 State of Arizona, et al.,
Defendants.

No. CV06-01268-PHX-ROS (Lead)
CV06-01362-PHX-ROS (Cons)
CV06-01575-PHX-ROS (Cons)

**ITCA PLAINTIFFS'
SECOND SET OF
REQUESTS FOR PRODUCTION
OF DOCUMENTS TO
COUNTY DEFENDANTS**

1
2
3
4
5
6
7
8
9
10
11
12
13
14
15
16
17
18
19
20
21
22
23
24
25
26
27
28

TO: LeNora Johnson, Apache County Recorder,
Steve Kizer, Apache County Elections Director,
Christine Rhodes, Cochise County Recorder,
Thomas Schelling, Cochise County Elections Director,
Linda Haught Ortega, Gila County Recorder,
Dixie Mundy, Gila County Elections Director,
Wendy John, Graham County Recorder,
Judy Dickerson, Graham County Elections Director,
Berta Manuz, Greenlee County Recorder,
Yvonne Pearson, Greenlee County Elections Director,
Shelly Baker, La Paz County Recorder,
Donna Hale, La Paz County Elections Director,
Helen Purcell, Maricopa County Recorder,
Karen Osborne, Maricopa County Elections Director ,
Joan McCall, Mohave County Recorder,
Allen Tempert, Mohave County Elections Director,
F. Ann Rodriguez, Pima County Recorder,
Brad R. Nelson, Pima County Elections Director,
Laura Dean-Lytle, Pinal County Recorder,
Gilberto Hoyos, Pinal County Elections Director,
Suzie Sainz, Santa Cruz County Recorder,
Melinda Meek, Santa Cruz County Elections Director,
Ana Wayman-Trujillo, Yavapai County Recorder,
Lynn A. Constabile, Yavapai County Elections Director,
Susan Hightower Marler, Yuma County Recorder and
Patti Madrill, Yuma County Elections Director,

through their counsel of record, M. Colleen Connor, Maricopa County Attorney's Office, Division of County Counsel, 222 N. Central Avenue, Ste. 1100, Phoenix, Arizona 85003; and Dennis I. Wilenchik, Kathleen Rapp, Wilenchik and Bartness, P.C., 2810 North Third Street, Phoenix, Arizona 85004.

Pursuant to Fed. R. Civ. P. 34, Plaintiffs Inter Tribal Council of Arizona, Inc., *et al.*, by and through their counsel, request that Defendants respond to each of the following requests for production of documents.

DEFINITIONS AND INSTRUCTIONS

“You” or “your” refers to the above-named defendants upon whom these requests have been served, and their respective offices.

“Document” or “documents” means any writing or record of any type and description within the meaning of “document” as that term is used in the Federal Rules

1 of Civil Procedure and related case law that is in your possession, custody, or control,
2 including but not limited to, forms, memoranda, reports, publications, studies, surveys,
3 pamphlets, charts, letters, notes, emails, logs, telephone records and any such materials
4 stored on computer disks or electronic media. "Document" includes the original, drafts,
5 and every non-identical copy (whether because of notes made on or attached to such
6 copy or otherwise).

7 "Proposition 200" refers to the voting-related provisions of the Arizona
8 Taxpayer and Citizen Protection Act, the ballot initiative passed in November 2004,
9 which amended A.R.S. §§ 16-152, 16-166, and 16-579.

10 If you withhold any document responsive to any Request based on the
11 attorney-client privilege, the work product doctrine, or any other applicable protection
12 from discovery, provide the information required by Rule 26(b)(5) of the Federal Rules
13 of Civil Procedure and an appropriate designation of the protection or protections being
14 asserted for each document withheld.

15 These Requests shall be deemed to seek responses as of the date hereof
16 and shall be deemed to be continuing in nature up to and including the time of trial in
17 this matter.

18 REQUESTS FOR PRODUCTION

19 1. All voter registration application forms submitted from January 24,
20 2005 to present that did *not* result in addition of the applicant to the voter registration
21 list, because "satisfactory evidence of citizenship," as defined in A.R.S. § 16-166(F), did
not accompany the forms.

22 2. All documents relating to conditional provisional ballots cast in
23 each election conducted in your county from September 2005 to the present that were
24 not counted, including but not limited to copies of conditional provisional ballot
envelopes.


25 3. All documents that you reviewed or upon which you relied in
26 responding to the ITCA Plaintiffs' Second Set of Non-Uniform Interrogatories.

27
28

1
2
3
4
5
6
7
8
9
10
11
12
13
14
15
16
17
18
19
20
21
22
23
24
25
26
27
28

DATED this 7th day of June, 2007.

STEPTOE & JOHNSON LLP

By 

David J. Bodhey
Karen J. Hartman-Tellez
Collier Center
201 East Washington St., Ste. 1600
Phoenix, Arizona 85004-2382

OSBORN MALEDON, P.A.

David B. Rosenbaum
Thomas L. Hudson
Sara S. Greene
2929 North Central Ave., 21st Floor
Phoenix, Arizona 85012-2793

Attorneys for The Inter Tribal Council
of Arizona, Inc., et al.

1 LAWYERS' COMMITTEE FOR CIVIL
RIGHTS UNDER LAW
2 Jon Greenbaum
1401 New York Avenue, Suite 400
3 Washington, D.C. 20005
Telephone: 202-662-8315
4 Fax: (202) 628-2858
E-mail:
5 jgreenbaum@lawyerscommittee.org
Admitted Pro Hac Vice

6 ACLU Southern Regional Office
Neil Bradley
7 2600 Marquis One Tower
245 Peachtree Center Avenue
8 Atlanta, Georgia 30303
Telephone: 404-523-2721
9 Fax: 404-653-0331
E-mail: nbradley@aclu.org
10 *Admitted Pro Hac Vice*

11 PEOPLE FOR THE AMERICAN WAY
FOUNDATION
12 David Becker
Pro Hac Vice Application Pending
13 2000 M Street, NW, Suite 400
Washington, DC 20036
14 Telephone: 202-467-4999
Fax: 202-293-2672
15 E-mail: emincberg@pfaw.org

16
17
18
19
20
21
22
23
24
25
26
27
28

THE LEAGUE OF UNITED LATIN
AMERICAN CITIZENS
Luis Roberto Vera, Jr.
(TX SBN 20546740)
111 Soledad, Suite 1325
San Antonio, Texas 78205-2260
Telephone: 210-225-3300
Fax: 210-225-2060
E-mail: lrvlaw@sbcglobal.net
Pro Hac Vice Application to be Filed

AARP FOUNDATION LITIGATION
Daniel B. Kohrman (DC BN 394064)
601 E Street, N.W., Suite A4-240
Washington, DC 20049
Telephone: 202-434-2064
Fax: 202-434-6424
E-mail: dkohrman@aarp.org
Admitted Pro Hac Vice

THE INTER TRIBAL COUNCIL OF
ARIZONA, INC.
Joe P. Sparks (002383)
Susan B. Montgomery (020595)
Sparks, Tehan & Ryley PC
7503 First Street
Scottsdale Arizona 85251
Telephone: 480-949-1339
Fax: 480-949-7587

Attorneys for the Inter Tribal Council of
Arizona, Inc., et al.

1 CERTIFICATE OF SERVICE

2 I hereby certify that on the 7th day of June, 2007, I caused the original of
3 foregoing document to be hand-delivered to the following:

4 M. Colleen Connor (connorc@mcao.maricopa.gov)
5 MCAO Division of County Counsel
6 222 N. Central Avenue, Ste. 1100
7 Phoenix, Arizona 85003

8 Attorneys for County Defendants

9 I hereby certify that on the 7th day of June, 2007, I caused a copy of
10 foregoing document to be hand-delivered to the following:

11 Dennis I. Wilenchik (diw@wb-law.com)
12 Kathleen Rapp (kathleenr@wb-law.com)
13 Wilenchik and Bartness, P.C.
14 2810 North Third Street
15 Phoenix, Arizona 85004

Attorneys for County Defendants

16 I further certify that on the 7th day of June, 2007, I mailed copies of the
17 foregoing document to the following:

18
19 Mary O'Grady (mary.ogrady@azag.gov)
20 Barbara Bailey (barbara.bailey@azag.gov)
21 Carrie Brennan (carrie.brennan@azag.gov)
22 Office of the Attorney General
23 1275 W. Washington Street
24 Phoenix, Arizona 85007-2926

Attorneys for Defendants State of Arizona, and Secretary of
State Jan Brewer

25 Daniel R. Ortega, Jr. (danny@rmgmoinjurylaw.com)
26 Roush McCracken Guerrero Miller & Ortega
27 650 N. 3rd Avenue
28 Phoenix, Arizona 85003

1
2
3
4
5
6
7
8
9
10
11
12
13
14
15
16
17
18
19
20
21
22
23
24
25
26
27
28

Nina Perales (nperales@maldef.org)
Mexican American Legal Defense and Education Fund
110 Broadway, Ste. 300
San Antonio, Texas 78205

Attorneys for Gonzalez Plaintiffs

Judith M. Dworkin (judith.dworkin@sackstierney.com)
Marvin S. Cohen (marvin.cohen@sackstierney.com)
Patricia Ferguson-Bohnee
(patricia.ferguson@sackstierney.com)
Sacks Tierney P.A.
4250 North Drinkwater Boulevard
4th Floor
Scottsdale, Arizona 85251

Attorneys for Navajo Nation Plaintiffs

Jean Wilcox (jwilcox@coconino.az.gov)
Coconino County Attorney's Office
110 East Cherry Avenue
Flagstaff, Arizona 86001

Attorneys for Coconino County Defendants

Lance Payette (lance.payette@co.navajo.az.us)
Navajo County Attorneys' Office
P.O. Box 668
Holbrook, Arizona 86025

Attorneys for Navajo County Defendants




EXHIBIT B

Pursuant to
D. Ariz. R. 7.1(d)(1),
this Exhibit is omitted from the
original filed with the Court.

EXHIBIT C

Pursuant to
D. Ariz. R. 7.1(d)(1),
this Exhibit is omitted from the
original filed with the Court.

EXHIBIT D

Pursuant to
D. Ariz. R. 7.1(d)(1),
this Exhibit is omitted from the
original filed with the Court.

EXHIBIT E

Pursuant to
D. Ariz. R. 7.1(d)(1),
this Exhibit is omitted from the
original filed with the Court.

EXHIBIT F

Pursuant to
D. Ariz. R. 7.1(d)(1),
this Exhibit is omitted from the
original filed with the Court.

EXHIBIT G

Pursuant to
D. Ariz. R. 7.1(d)(1),
this Exhibit is omitted from the
original filed with the Court.

EXHIBIT H

Pursuant to
D. Ariz. R. 7.1(d)(1),
this Exhibit is omitted from the
original filed with the Court.

EXHIBIT I

1 ANDREW P. THOMAS
MARICOPA COUNTY ATTORNEY

2 By: Colleen Connor (# 015679)
Deputy County Attorney
3 MCAO Firm No. 00032000

CIVIL DIVISION
4 222 North Central Avenue, Suite 1100
Phoenix, Arizona 85004-2206
5 Telephone (602) 506-0128
connorc@mcao.maricopa.gov

6 Dennis I. Wilenchik (# 05350)
Kathleen Rapp (#023982)
7 WILENCHIK AND BARTNESS, P.C.
The Wilenchik & Bartness Building
8 2810 North Third Street
Phoenix, Arizona 85004
9 (602) 606-2810
DIW@wb-law.com; kathleenr@wb.com
10 Attorneys for Defendants Maricopa County Recorder
And Elections Director

11 IN THE UNITED STATES DISTRICT COURT
12 FOR THE DISTRICT OF ARIZONA

13 MARIA M. GONZALES; JESUS M.
GONZALES; BERNIE ABEYTIA;
14 LUCIANO VALENCIA; DEBBIE LOPEZ,
SOUTHWEST VOTER REGISTRATION
15 EDUCATION PROJECT; VALLE DEL
SOL; FRIENDLY HOUSE; CHICANOS
16 POR LA CAUSA, INC.; and ARIZONA
HISPANIC FORUM,

17 Plaintiffs,

18 v.

19 STATE OF ARIZONA, JAN BREWER, in
20 her official capacity as the Secretary of State
of the State of Arizona, et al.,

21 Defendants.
22

No. CV06-1268-PHX ROS
No. CV06-1362-PCT JAT

**DEFENDANT MARICOPA
COUNTY'S ANSWERS TO ITCA
PLAINTIFFS' SECOND SET OF
INTERROGATORIES**

1 Defendants Maricopa County Recorder Helen Purcell and Maricopa
2 County Elections Director Karen Osborne (Maricopa County), by and through
3 undersigned counsel, hereby submit the following Responses to ITCA Plaintiffs' Second
4 Set of Interrogatories.

5 1. Provide the total number of voter registration forms in your county that
6 have been submitted since January 24, 2005. For that total number, provide the number
7 the number of individuals who were (a) added to the list of registered voters, (b) not
8 added to the list of registered voters due to the application form's failure to contain
9 satisfactory evidence of citizenship as required by Proposition 200, and (c) not added to
the list of registered voters for reasons other than the application form's failure to contain
satisfactory evidence of citizenship. If a breakdown of the foregoing information is
available by month, and age, race and ethnicity of applicant, please provide that
information.

10 Answer: The total number of voter registration forms submitted in Maricopa
11 County from January 24, 2005 through and including June 15, 2007 is 198,784. From
12 that total number of individuals, (a) 175,376 forms received over the counter or by mail
13 were added to the list of registered voters; (b) 23,408 were not added to the list of
14 registered voters due to the application form's failure to contain satisfactory evidence of
15 citizenship as required by Proposition 200, and (c) 1,101 were not added to the list of
16 registered voters for reasons other than the application form's failure to contain
17 satisfactory evidence of citizenship. The breakdown of the total number of individuals
18 not added to the list of registered voters due to the application form's failure to contain
19 satisfactory evidence of citizenship is attached as Exhibit A.

20 2. Identity (by providing the full name, last known address, telephone
21 number and email address) the individuals who submitted voter registration application
22 forms in your county since January 24, 2005, but were not added to the list of registered
voters because they did not provide satisfactory evidence of citizenship as required by
A.R.S. § 16-152.

1 Answer: Maricopa County objects to this request to the extent that it is unduly
2 burdensome, duplicative, and the information is confidential as provided in A.R.S. §§
3 16-153 (county recorder shall seal the voter registration record of the person who is
4 protected) and 16-168(F) (specific information on a voter registration form shall not be
5 accessible or reproduced by any person other designated individuals).
6

7 Without waiving any objections, Maricopa County has identified the individuals
8 who submitted voter registration application forms in Maricopa County since January
9 24, 2005, but were not added to the list of registered voters because they did not provide
10 satisfactory evidence of citizenship as required by A.R.S. § 16-152 as follows: (1) For
11 individuals whose voter registration forms were rejected from January 24, 2005 through
12 July 13, 2006, copies of these forms were produced in July 2006 in Response to
13 Plaintiffs' Gonzalez First Request For Production of Documents; (2) For the individuals
14 whose voter registration forms were rejected from July 14, 2006 through June 19, 2007,
15 copies of the those forms are being produced with the Response to ITCA Plaintiffs'
16 Second Request for Production of Documents, and the identity of the individuals not
17 added to the list of registered voters due to the application form's failure to contain
18 satisfactory evidence of citizenship is attached as Exhibit B.

19 3. For each election conducted in your county from September 2005 to
20 present, provide the number of registered voters who (a) voted by mail; (b) cast a regular
21 ballot at a polling place; (c) were not permitted to cast a regular ballot at a polling place
22 due to the failure to provide identification required by A.R.S. § 16-579; (d) cast a
conditional provisional ballot due to the failure to provide identification required by
A.R.S. § 16-579; (e) cast a conditional provisional ballot and subsequently provided
satisfactory proof of identification to the county recorder's office; and (f) cast a
conditional provisional ballot that was not counted due to failure to provide

1 identification required by A.R.S. § 16-579. In addition, please identify any analyses,
2 reports or studies in your possession that relate to the foregoing.

3 Answer: Maricopa County objects to this request to the extent that it is
4 overbroad, unduly burdensome, irrelevant, vague and ambiguous, and it requests
5 information about the City of Phoenix elections, which are not conducted by Maricopa
6 County. Without waiving any objections, the following information pertains to elections
7 in which identification at the polls was required:

8 For the March 14, 2006 election, (a) 71,306 registered voters voted through early
9 voting; (b) 39,496 cast a regular ballot at a polling place; (c) the number of persons who
10 were not permitted to cast a regular ballot at a polling place due to the failure to provide
11 identification required by A.R.S. § 16-579 is unknown; (d) 177 cast a conditional
12 provisional ballot due to the failure to provide identification required by A.R.S. § 16-
13 579; (e) 62 cast a provisional ballot and subsequently provided satisfactory proof of
14 identification to the county recorder's office; and (f) 115 cast a provisional ballot that
15 was not counted due to failure to provide identification required by A.R.S. § 16-579.

16 For the May 16, 2006 election, (a) 70,670 registered voters voted through early
17 voting; (b) 35,752 cast a regular ballot at a polling place; (c) the number of persons who
18 were not permitted to cast a regular ballot at a polling place due to the failure to provide
19 identification required by A.R.S. § 16-579 is unknown; (d) 130 cast a conditional
20 provisional ballot due to the failure to provide identification required by A.R.S. § 16-
21 579; (e) 58 cast a conditional provisional ballot and subsequently provided satisfactory
22 proof of identification to the county recorder's office; and (f) 72 cast a conditional

1 provisional ballot that was not counted due to failure to provide identification required
2 by A.R.S. § 16-579.

3 For the September 12, 2006 election, (a) 113,596 registered voters voted through
4 early voting; (b) 180,594 cast a regular ballot at a polling place; (c) the number of
5 persons who were not permitted to cast a regular ballot at a polling place due to the
6 failure to provide identification required by A.R.S. § 16-579 is unknown; (d) 520 cast a
7 conditional provisional ballot due to the failure to provide identification required by
8 A.R.S. § 16-579; (e) 137 cast a conditional provisional ballot and subsequently provided
9 satisfactory proof of identification to the county recorder's office; and (f) 367 cast a
10 conditional provisional ballot that was not counted due to failure to provide
11 identification required by A.R.S. § 16-579, and 16 did not counted due to not being
12 registered to vote.

13 For the November 7, 2006 election, (a) 441,661 registered voters voted through
14 early voting; (b) 457,823 cast a regular ballot at a polling place; (c) 1,846 persons were
15 not permitted to cast a regular ballot at a polling place due to the failure to provide
16 identification required by A.R.S. § 16-579, but it is unknown whether any of those
17 individuals later returned to the polls on election day with appropriate identification; (d)
18 2,275 cast a conditional provisional ballot due to the failure to provide identification
19 required by A.R.S. § 16-579; (e) 968 cast a conditional provisional ballot and
20 subsequently provided satisfactory proof of identification to the county recorder's office;
21 and (f) 1,307 cast a conditional provisional ballot that was not counted due to failure to
22 provide identification required by A.R.S. § 16-579.

1 For the March 13, 2007 election, (a) 8,647 registered voters voted through early
2 voting; (b) 5,428 cast a regular ballot at a polling place; (c) the number of persons who
3 were not permitted to cast a regular ballot at a polling place due to the failure to provide
4 identification required by A.R.S. § 16-579 is unknown; (d) 11 cast a conditional
5 provisional ballot due to the failure to provide identification required by A.R.S. § 16-
6 579; (e) 1 cast a conditional provisional ballot and subsequently provided satisfactory
7 proof of identification to the county recorder's office; and (f) 10 cast a conditional
8 provisional ballot that was not counted due to failure to provide identification required
9 by A.R.S. § 16-579.

10 For the May 15, 2007 election, (a) 26,495 registered voters voted through early
11 voting; (b) 10,774 cast a regular ballot at a polling place; (c) the number of persons who
12 were not permitted to cast a regular ballot at a polling place due to the failure to provide
13 identification required by A.R.S. § 16-579 is unknown; (d) 23 cast a conditional
14 provisional ballot due to the failure to provide identification required by A.R.S. § 16-
15 579; (e) 5 cast a conditional provisional ballot and subsequently provided satisfactory
16 proof of identification to the county recorder's office; and (f) 18 cast a conditional
17 provisional ballot that was not counted due to failure to provide identification required
18 by A.R.S. § 16-579.

19 4. For each election conducted in your county from September 2005 to
20 present, identify (by providing the full name, last known address, telephone number and
21 email address) the voters registered to vote in your county who (i) were not permitted to
22 cast a regular ballot at a polling place due to the failure to provide identification required
by A.R.S. § 16-579; (ii) cast a conditional provisional ballot due to the failure to provide
identification required by A.R.S. § 16-579; (iii) cast a conditional provisional ballot and
subsequently provided satisfactory identification to the county recorder's office; (iv) cast

1 a conditional provisional ballot that was not counted due to failure to provide
2 identification required by A.R.S. § 16-579; and (v) cast a conditional provisional ballot
that was not counted for any other reason, and state such reason.

3 Answer: The identity of persons who cast a provisional ballot due to the failure
4 to provide identification required by A.R.S. § 16-579 is attached as Exhibit C. The
5 column "DP" identifies: persons who (iii) cast a conditional provisional ballot and
6 subsequently provided satisfactory identification to the county recorder's office with the
7 letter "Y"; and (iv) cast a conditional provisional ballot that was not counted due to
8 failure to provide identification required by A.R.S. § 16-579 with the letter "N". In the
9 column that lists the voter identification number, the individuals who cast a conditional
10 provisional ballot that was not counted for any other reason other are identified as "NOT
11 REG" because that individual was not a registered voter.

12 DATED this 10th day of July 2007.

13 ANDREW P. THOMAS
14 MARICOPA COUNTY ATTORNEY

15 BY: Colleen Connor
16 COLLEEN CONNOR
Deputy County Attorney

17 and

18 Dennis I. Wilenchik
Kathleen Rapp
19 WILENCHIK AND BARTNESS, P.C.
Attorneys for County Defendants
20
21
22

1 COPY of the foregoing e-mailed
this 10th day of July, 2007 to:

2

3 David B. Rosenbaum, Esq.
Thomas L. Hudson, Esq.
4 Sara S. Greene, Esq.
OSBORNE MALEDON, P.A.
5 2929 N. Central Ave., 21st Floor
Phoenix, AZ 85012
6 Attorneys for Plaintiffs

7

David J. Bodney, Esq.
8 Karen J. Hartman-Tellez, Esq.
STEPTOE & JOHNSON LLP
9 201 East Washington Street, Suite 1600
Phoenix, AZ 85004
10 Attorneys for ITCA Plaintiffs

11

12

13 S:\COUNSEL\Civil\Stat\CONNOR\Gonzalez v. State\2nd Round of Discovery\Response to 2nd Interrogatories.doc

14

15

16

17

18

19

20

21

22

EXHIBIT J

Number of Registration Forms Rejected Due to Lack of Citizenship Proof

Month: July 2006

Day	DLN Prior to 10/1/1996	Only SSN Provided	No SSN or DLN Provided	DLN Incorrect per VRAZ	Out of State DLN Provided	Total
1		2		1		3
2				1		1
3		1				1
4	1					1
5						0
6						0
7		1				1
8						0
9						0
10						0
11						0
12						0
13		1				1
14		1				1
15		1				1
16						0
17						0
18						0
19						0
20						0
21		1	1			2
22						0
23		1				1
24						0
25		2				2
26						0
27	1					1
28						0
29						0
30						0
31						0
Total	2	11	1	2	0	16

Number of Registration Forms Rejected Due to Lack of Citizenship Proof
Month: August 2006

Day	DLN Prior to 10/1/1996	Only SSN Provided	No SSN or DLN Provided	DLN Incorrect per VRAZ	Out of State DLN Provided	Total
1		2			1	3
2					1	1
3						0
4		2	1			3
5		2				2
6						0
7		2				2
8	1					1
9		2				2
10		1		1		2
11		1				1
12						0
13						0
14	2	1				3
15					1	1
16						0
17						0
18		2				2
19						0
20		1				1
21	1				1	2
22		1				1
23						0
24						0
25		1				1
26		2				2
27						0
28						0
29		1				1
30		1				1
31		1				1
Total	4	23	1	1	4	33

Number of Registration Forms Rejected Due to Lack of Citizenship Proof

Month: September 2006

Day	DLN Prior to 10/1/1996	Only SSN Provided	No SSN or DLN Provided	DLN Incorrect per VRAZ	Out of State DLN Provided	Total
1		1				1
2		2			1	3
3		1	1			2
4		2				2
5	1	3				4
6		2				2
7						0
8	1	1				2
9		1				1
10						0
11	1					1
12		5	1			6
13		5				5
14		1				1
15	1	8	1			10
16		1				1
17						0
18		2				2
19		1				1
20		1				1
21		1				1
22		26	3			29
23		1				1
24						0
25		5	1	1		7
26						0
27						0
28		4				4
29		16				16
30						0
31						0
Total	4	90	7	1	1	103

Number of Registration Forms Rejected Due to Lack of Citizenship Proof

Month: October 2006

Day	DLN Prior to 10/1/1996	Only SSN Provided	No SSN or DLN Provided	DLN Incorrect per VRAZ	Out of State DLN Provided	Total
1						0
2						0
3						0
4						0
5						0
6						0
7						0
8						0
9						0
10						0
11						0
12						0
13						0
14						0
15						0
16						0
17						0
18						0
19						0
20						0
21				1		1
22						0
23		4	1			5
24						0
25						0
26						0
27		2	1			3
28		1				1
29						0
30		1				1
31						0
Total	0	8	3	0	0	11

Number of Registration Forms Rejected Due to Lack of Citizenship Proof
 Month: November 2006

Day	DLN Prior to 10/1/1996	Only SSN Provided	No SSN or DLN Provided	DLN Incorrect per VRAZ	Out of State DLN Provided	Total
1						0
2						0
3						0
4						0
5						0
6						0
7		7			1	8
8						0
9		2				2
10						0
11						0
12						0
13						0
14						0
15						0
16						0
17	1	1				2
18						0
19						0
20						0
21						0
22						0
23						0
24						0
25						0
26						0
27						0
28						0
29						0
30		1				1
31						0
Total	1	11	0	0	1	13

Number of Registration Forms Rejected Due to Lack of Citizenship Proof
 Month: December 2006

Day	DLN Prior to 10/1/1996	Only SSN Provided	No SSN or DLN Provided	DLN Incorrect per VRAZ	Out of State DLN Provided	Total
1						0
2						0
3						0
4		1				1
5		2				2
6						0
7		1				1
8						0
9						0
10						0
11	1					1
12						0
13						0
14						0
15	1					1
16						0
17						0
18						0
19						0
20						0
21						0
22						0
23						0
24						0
25						0
26						0
27		1				1
28						0
29						0
30	1	1				2
31						0
Total	3	6	0	0	0	9

Number of Registration Forms Rejected Due to Lack of Citizenship Proof
 Month: January 2007

Day	DLN Prior to 10/1/1996	Only SSN Provided	No SSN or DLN Provided	DLN Incorrect per VRAZ	Out of State DLN Provided	Total
1						0
2						0
3						0
4						0
5						0
6						0
7						0
8	1					1
9		1				1
10						0
11						0
12						0
13						0
14						0
15						0
16						0
17						0
18		3				3
19						0
20						0
21						0
22						0
23						0
24						0
25						0
26						0
27						0
28						0
29						0
30						0
31						0
Total	1	4	0	0	0	5

Number of Registration Forms Rejected Due to Lack of Citizenship Proof
 Month: February 2007

Day	DLN Prior to 10/1/1996	Only SSN Provided	No SSN or DLN Provided	DLN Incorrect per VRAZ	Out of State DLN Provided	Total
1						0
2						0
3						0
4		1				1
5						0
6						0
7						0
8						0
9						0
10		1				1
11						0
12	1					1
13						0
14						0
15						0
16						0
17						0
18	1					1
19						0
20	1					1
21						0
22						0
23						0
24						0
25						0
26	2					2
27						0
28						0
29						0
30						0
31						0
Total	5	2	0	0	0	7

Number of Registration Forms Rejected Due to Lack of Citizenship Proof
 Month: March 2007

Day	DLN Prior to 10/1/1996	Only SSN Provided	No SSN or DLN Provided	DLN Incorrect per VRAZ	Out of State DLN Provided	Total
1						0
2						0
3						0
4						0
5	1					1
6						0
7	1					1
8		1				1
9						0
10						0
11						0
12			1			1
13						0
14						0
15						0
16						0
17						0
18						0
19						0
20						0
21						0
22						0
23						0
24						0
25						0
26						0
27		1				1
28						0
29						0
30						0
31						0
Total	2	2	1	0	0	5

Number of Registration Forms Rejected Due to Lack of Citizenship Proof

Month: April 2007

Day	DLN Prior to 10/1/1996	Only SSN Provided	No SSN or DLN Provided	DLN Incorrect per VRAZ	Out of State DLN Provided	Total
1						0
2		1				1
3			1			1
4		8				8
5						0
6		1				1
7						0
8		1				1
9		1	1		1	3
10						0
11		3	1			4
12						0
13						0
14						0
15		1				1
16						0
17	1					1
18						0
19						0
20		1				1
21						0
22						0
23						0
24						0
25						0
26		1				1
27		2				2
28						0
29						0
30		1				1
31						0
Total	1	21	3	0	1	26

Number of Registration Forms Rejected Due to Lack of Citizenship Proof

Month: May 2007

Day	DLN Prior to 10/1/1996	Only SSN Provided	No SSN or DLN Provided	DLN Incorrect per VRAZ	Out of State DLN Provided	Total
1		2				2
2		1				1
3						0
4						0
5		1				1
6						0
7		1	1			2
8						0
9						0
10		1				1
11						0
12						0
13		1				1
14		1				1
15						0
16						0
17		1				1
18		1				1
19		1				1
20						0
21						0
22		9	2			11
23						0
24						0
25						0
26						0
27		1	1			2
28						0
29		1				1
30		2				2
31						0
Total	0	24	4	0	0	28

Number of Registration Forms Rejected Due to Lack of Citizenship Proof

Month: June 2007

Day	DLN Prior to 10/1/1996	Only SSN Provided	No SSN or DLN Provided	DLN Incorrect per VRAZ	Out of State DLN Provided	Total
1						0
2						0
3						0
4	1					1
5						0
6						0
7						0
8						0
9						0
10						0
11						0
12						0
13						0
14						0
15						0
16						0
17						0
18						0
19						0
20	1				1	2
21						0
22						0
23						0
24						0
25						0
26						0
27						0
28						0
29		1				1
30						0
31						0
Total	2	1	0	0	1	4

EXHIBIT K

ups
RECEIVED

JUL - 6 2007

WILSON & WILSON P.C.
ATTORNEYS

UNITED STATES DISTRICT COURT

DISTRICT OF ARIZONA

1
2
3
4
5
6
7 Maria M. Gonzalez, et al.

8 Plaintiffs,

9 vs.

10 State of Arizona; Jan Brewer, in her official
11 capacity as Secretary of State of the State of
12 Arizona, et al.

13 Defendants.

14
15 The Inter Tribal Council of Arizona, Inc., et al.

16 Plaintiffs,

17 vs.

18 Jan Brewer, in her official capacity as Secretary
19 of State of Arizona,

20 Defendants.

No. CV06-01268-PHX-ROS (Lead)
No. CV06-01362-PHX-ROS (Cons)
No. CV06-01575-PHX-ROS (Cons)

**DEFENDANTS ANA WAYMAN-
TRUJILLO, YAVAPAI COUNTY
RECORDER, AND DEFENDANT LYNN A.
CONSTABLE, YAVAPAI COUNTY
ELECTIONS DIRECTOR, RESPONSES
TO PLAINTIFFS' SECOND SET OF NON-
UNIFORM INTERROGATORIES TO
COUNTY DEFENDANTS**

21
22 To: Plaintiffs Inter Tribal Council of Arizona and Its Attorneys

23 Pursuant to Fed. R. Civ. P. 34, Defendants Ana Wayman-Trujillo, Yavapai County
24 Recorder, and Lynn Constabile, Yavapai County Elections Director, hereby respectfully submit
25 the following Response to Plaintiffs Inter Tribal Council of Arizona, Inc. Second Set of Non-
26 Uniform Interrogatories served on June 7, 2007 as follows:



1
2
3
4
5
6
7
8
9
10
11
12
13
14
15
16
17
18
19
20
21
22
23
24
25
26

1. Provide the total number of voter registration forms in your county that have been submitted since January 24, 2005.

Answer: 26,053

For that total number, provide the number of individuals who were (a) added to the list of registered voters,

Answer: 25,041 (a difference of 1,012)

(b) *not* added to the list of registered voters due to the application form's failure to contain satisfactory evidence of citizenship as required by Proposition 200,

Answer: 267

and (c) *not* added to the list of registered voters for reasons other than the application form's failure to contain evidence of citizenship.

Answer: Requested information is not tracked. Except for application forms with citizenship issues, all other defective application forms are returned to the applicant. The remaining 745 person difference (1,012 - 267) in forms submitted and registered voters added is a result of enrolled voters submitting new voter registration forms to change information such as address, name, etc.

If a breakdown of the foregoing information is available by month, and age, race and ethnicity of applicant, provide that information.

Answer: Information is not tracked.

2. Identify (by providing the full name, last known address, telephone number and email address) the individuals who submitted voter registration application forms in your county since January 24, 2005, but were *not* added to the list of registered voters because they did not provide satisfactory evidence of citizenship as required by Proposition 200.

Answer: A list of names is attached as Appendix A.

3. For each election conducted in your county from September 2005 to present, provide the number of registered voters who (a) voted by mail; (b) cast a regular ballot at a polling place; (c) were not permitted to cast a regular ballot at a polling place due to failure to provide identification required by A.R.S. § 16-579; (d) cast a conditional provisional ballot due to failure to provide identification required by A.R.S. § 16-579; (e) cast a conditional provisional ballot and subsequently provided satisfactory identification to the county recorder's office;

1
2
3
4
5
6
7
8
9
10
11
12
13
14
15
16
17
18
19
20
21
22
23
24
25
26

and (f) cast a conditional provisional ballot that was not counted due to failure to provide identification required by A.R.S. §16-579. In addition, identify any analyses, reports or studies in your possession that relate to the foregoing.

Answer: See Appendix B. No analyses, reports or studies were made with respect to the foregoing.

4. For each election conducted in you county from September 2005 to present, identify (by full name, last know address, telephone number and email address) the voters registered to vote in your county who (i) were not permitted to cast a regular ballot at a polling place due to failure to provide identification required by A.R.S. § 16-579;

Answer: All voters without identification were allowed to cast a conditional provisional ballot.

- (ii) cast a conditional provisional ballot due to failure to provide identification required by A.R.S. § 16-579;

Answer: See Appendix C. Rejected Conditional Provisional Ballots are stored with the county treasurer pursuant to A.R.S. § 16-624 and cannot be accessed by the Yavapai County Recorder or the Yavapai County Elections Director without a court order at which time the ballots will be transferred to the custody and control of the court. For this reason, the Yavapai County defendants object to providing the identifying information requested to the extent that information is in the sole custody of the Yavapai County Treasurer.

- (iii) cast a conditional provisional ballot and subsequently provided satisfactory identification to the county recorder's office;

Answer: See Appendix D.

- (iv) cast a conditional provisional ballot that was not counted due to failure to provide identification required by A.R.S. § 16-579;

Answer: Rejected Conditional Provisional Ballots are stored with the Yavapai County Treasurer pursuant to A.R.S. § 16-624 and cannot be accessed by the Yavapai County Recorder or the Yavapai County Elections Director without a court order at which time the ballots will be transferred to the custody and control of the court. For this reason, the Yavapai County defendants object to providing the identifying infomation requested to the extent that information is in the sole custody of the Yavapai County Treasurer.

Office of the Yavapai County Attorney
255 E. Gurley Street, Suite 300
Prescott, AZ 86301
Phone: (928) 771-3344 Facsimile: (928) 771-3110

1
2
3
4
5
6
7
8
9
10
11
12
13
14
15
16
17
18
19
20
21
22
23
24
25
26

and (v) cast a conditional provisional ballot that was not counted for any other reason, and state such reason.

Answer: No conditional provisional ballots were rejected for reasons other than identification.

1
2
3
4
5
6
7
8
9
10
11
12
13
14
15
16
17
18
19
20
21
22
23
24
25
26


VERIFICATION

STATE OF ARIZONA)
) ss.
County of Yavapai)


ANA WAYMAN-TRUJILLO, being duly sworn, deposes and says:

1. I am the Recorder for Yavapai County.
2. I read the aforementioned Responses to Plaintiffs' Second Set of Non-Uniform Interrogatories and know the contents thereof except as to those statements made under information and belief.
3. I verify that these answers are true and correct to the best of my knowledge, information and belief.


DATED this 3 day of July, 2007.


ANA WAYMAN-TRUJILLO

SUBSCRIBED AND SWORN to before me this 3 day of July, 2007.


Notary Public

My Commission Expires: July 23, 2007



Office of the Yavapai County Attorney
255 E. Gurley Street, Suite 300
Prescott, AZ 86301
Phone: (928) 771-3344 Facsimile: (928) 771-3110

1
2
3
4
5
6
7
8
9
10
11
12
13
14
15
16
17
18
19
20
21
22
23
24
25
26


VERIFICATION

STATE OF ARIZONA)
) ss.
County of Yavapai)

LYNN CONSTABLE, being duly sworn, deposes and says:

1. I am the Elections Director for Yavapai County.
2. I read the aforementioned Responses to Plaintiffs' Second Set of Non-Uniform Interrogatories and know the contents thereof except as to those statements made under information and belief.
3. I verify that these answers are true and correct to the best of my knowledge, information and belief.

DATED this 3rd day of July, 2007.


LYNN CONSTABLE

SUBSCRIBED AND SWORN to before me this 3 day of July, 2007.


Notary Public

My Commission Expires: July 23, 2007



EXHIBIT L

ITCA PLAINTIFFS' SECOND SET OF NON-UNIFORM
INTERROGATORIES TO COUNTY DEFENDANTS

Interrogatories #1

Month	(a) Registered voters added to list	(b) Not Eligible - Invalid citizenship	(c) Other
2005			
January	6	3	0
February	21	13	12
March	12	2	5
April	11	7	3
May	28	4	14
June	34	4	8
July	26	0	6
August	29	1	8
September	41	2	4
October	67	16	9
November	52	8	4
December	59	0	8
Total	386	60	81
2006			
January	146	7	24
February	98	1	8
March	108	2	9
April	89	0	5
May	86	0	7
June	100	0	8
July	94	0	1
August	189	0	11
September	144	0	3
October	209	0	7
November	82	6	18
December	80	2	3
Total	1425	18	104

<u>2007</u>					
January	74	3	2		
February	75	0	2		
March	67	0	0		
April	60	1	2		
May	86	3	1		
June 19, 2007	58	3	0		
<u>Total</u>	420	10	7		192
Grand Total	2,231	88			

EXHIBIT M

1 OSBORN MALLON, P.A.
2 2929 North Central Avenue, 21st Floor
3 Phoenix, Arizona 85012-2793
4 Telephone: (602) 640-9000

5 David B. Rosenbaum (009819)
6 droosenbaum@omlaw.com
7 Thomas L. Hudson (014485)
8 thudson@omlaw.com
9 Sara S. Greene (022706)
10 sgreene@omlaw.com

11 STEPTOE & JOHNSON LLP
12 Collier Center
13 201 East Washington Street, Suite 1600
14 Phoenix, Arizona 85004-2382
15 Telephone: (602) 257-5200
16 Facsimile: (602) 257-5299

17 David J. Bodney (006065)
18 dbodney@steptoe.com
19 Karen J. Hartman-Tellez (021121)
20 khartman@steptoe.com

21 Attorneys for The Inter Tribal Council
22 of Arizona, Inc., et al.

23 UNITED STATES DISTRICT COURT
24 DISTRICT OF ARIZONA

25 Maria M. Gonzalez, et al.,
26 Plaintiffs,

27 vs.

28 State of Arizona, et al.,
Defendants.

No. CV06-01268-PHX-ROS (Lead)
CV06-01362-PHX-ROS (Cons)
CV06-01575-PHX-ROS (Cons)

ITCA PLAINTIFFS'
SECOND SET OF
NON-UNIFORM
INTERROGATORIES TO
COUNTY DEFENDANTS

1 TO: LeNora Johnson, Apache County Recorder,
2 Steve Kizer, Apache County Elections Director,
3 Christine Rhodes, Cochise County Recorder,
4 Thomas Schelling, Cochise County Elections Director,
5 Linda Haught Ortega, Gila County Recorder,
6 Dixie Mundy, Gila County Elections Director,
7 Wendy John, Graham County Recorder,
8 Judy Dickerson, Graham County Elections Director,
9 Berta Manuz, Greenlee County Recorder,
10 Yvonne Pearson, Greenlee County Elections Director,
11 Shelly Baker, La Paz County Recorder,
12 Donna Hale, La Paz County Elections Director,
13 Helen Purcell, Maricopa County Recorder,
14 Karen Osborne, Maricopa County Elections Director,
15 Joan McCall, Mohave County Recorder,
16 Allen Tempert, Mohave County Elections Director,
17 F. Ann Rodriguez, Pima County Recorder,
18 Brad R. Nelson, Pima County Elections Director,
19 Laura Dean-Lytle, Pinal County Recorder,
20 Gilberto Hoyos, Pinal County Elections Director,
21 Suzie Sainz, Santa Cruz County Recorder,
22 Melinda Meek, Santa Cruz County Elections Director,
23 Ana Wayman-Trujillo, Yavapai County Recorder,
24 Lynn A. Constabile, Yavapai County Elections Director,
25 Susan Hightower Marler, Yuma County Recorder and
26 Patti Madrill, Yuma County Elections Director,

17 through their counsel of record, M. Colleen Connor, Maricopa
18 County Attorney's Office, Division of County Counsel, 222 N.
19 Central Avenue, Ste. 1100, Phoenix, Arizona 85003, and Dennis I.
20 Wilenchik, Kathleen Rapp, Wilenchik and Bartness, P.C., 2810
21 North Third Street, Phoenix, Arizona 85004.

21 Pursuant to Fed. R. Civ. P. 33, Plaintiff's Inter Tribal Council of Arizona,
22 Inc., *et al.*, request Defendants to answer each of the interrogatories set forth below, in
23 writing under oath, pursuant to the schedule established by the Court.

24
25
26
27
28

1 2. Identify (by providing the full name, last known address, telephone
2 number and email address) the individuals who submitted voter registration application
3 forms in your county since January 24, 2005, but were *not* added to the list of registered
4 voters because they did not provide satisfactory evidence of citizenship as required by
5 Proposition 200.

6 July 1, 2006 - July 5, 2007
7 Bellamy, Amanda Gayle
8 260 Daniels Ave
9 Duncan, AZ 85534
10 928-359-3380

11 3. For each election conducted in your county from September 2005
12 to present, provide the number of registered voters who (a) voted by mail; (b) cast a
13 regular ballot at a polling place; (c) were not permitted to cast a regular ballot at a
14 polling place due to failure to provide identification required by A.R.S. § 16-579; (d)
15 cast a conditional provisional ballot due to failure to provide identification required by
16 A.R.S. § 16-579; (e) cast a conditional provisional ballot and subsequently provided
17 satisfactory identification to the county recorder's office; and (f) cast a conditional
18 provisional ballot that was not counted due to failure to provide identification required
19 by A.R.S. § 16-579. In addition, identify any analyses, reports or studies in your
20 possession that relate to the foregoing.

21 July 1, 2006 - July 5, 2007

- 22 a) 1572
23 b) 2627
24 c) we do not have a county of individuals who came to the polls without
25 ID and chose not to vote a conditional provisional.
26 d) 26
27 e) 14
28 f) 12

1 LAWYERS' COMMITTEE FOR CIVIL
RIGHTS UNDER LAW

2 Jon Greenbaum
3 1401 New York Avenue, Suite 400
Washington, D.C. 20005
4 Telephone: 202-662-8315
5 Fax: (202) 628-2858
E-mail:
jgreenbaum@lawyerscommittee.org
Admitted Pro Hac Vice

6 ACLU Southern Regional Office
7 Neil Bradley
8 2600 Marquis One Tower
245 Peachtree Center Avenue
9 Atlanta, Georgia 30503
Telephone: 404-523-2721
10 Fax: 404-653-0331
E-mail: nbradley@aclu.org
Admitted Pro Hac Vice

11 PEOPLE FOR THE AMERICAN WAY
FOUNDATION

12 David Becker
Pro Hac Vice Application Pending
13 2000 M Street, NW, Suite 400
Washington, DC 20036
14 Telephone: 202-467-4999
15 Fax: 202-293-2672
E-mail: emineberg@plaw.org

THE LEAGUE OF UNITED LATIN
AMERICAN CITIZENS

Luis Roberto Vera, Jr.
(TX SBN 20546740)
111 Soledad, Suite 1325
San Antonio, Texas 78205-2260
Telephone: 210-225-3300
Fax: 210-225-2060
E-mail: lrvera@lucglobal.net
Pro Hac Vice Application to be Filed

AARP FOUNDATION LITIGATION

Daniel B. Kohrman (DC BN 39406-4)
601 E Street, N.W., Suite A4-240
Washington, DC 20049
Telephone: 202-434-2064
Fax: 202-434-6424
E-mail: dkohrman@aarp.org
Admitted Pro Hac Vice

THE INTER TRIBAL COUNCIL OF
ARIZONA, INC.

Joe P. Sparks (002383)
Susan B. Montgomery (020595)
Sparks, Tehan & Ryley PC
7503 First Street
Scottsdale Arizona 85251
Telephone: 480-949-1339
Fax: 480-949-7587

Attorneys for the Inter Tribal Council of
Arizona, Inc., et al.

1
2
3
4
5
6
7
8
9
10
11
12
13
14
15
16
17
18
19
20
21
22
23
24
25
26
27
28

CERTIFICATE OF SERVICE

I hereby certify that on the 7th day of June, 2007, I caused the original of foregoing document to be hand-delivered to the following:

M. Colleen Connor (connorc@mcao.maricopa.gov)
MCAO Division of County Counsel
222 N. Central Avenue, Ste. 1100
Phoenix, Arizona 85003

Attorneys for County Defendants

I hereby certify that on the 7th day of June, 2007, I caused a copy of foregoing document to be hand-delivered to the following:

Dennis I. Wilenchik (diw@wb-law.com)
Kathleen Rapp (kathleenr@wb-law.com)
Wilenchik and Bartness, P.C.
2810 North Third Street
Phoenix, Arizona 85004

Attorneys for County Defendants

I further certify that on the 7th day of June, 2007, I mailed copies of the foregoing document to the following:

Mary O'Grady (mary.ogrady@azag.gov)
Barbara Bailey (barbara.bailey@azag.gov)
Carrie Brennan (carrie.brennan@azag.gov)
Office of the Attorney General
1275 W. Washington Street
Phoenix, Arizona 85007-2926

Attorneys for Defendants State of Arizona, and Secretary of State Jan Brewer

NVRA Statistics Report
For the Period 7/1/2006 to 7/3/2007

<u>Registered Voters at the End of the Period</u>	
Number of Active Registrants	4,158
Number of Inactive Registrants	225
<u>Total</u>	<u>4,383</u>

<u>Number Of Confirmation Notices Mailed/Returned</u>	
Number of Address Confirmations Mailed	124
Number of Mailings Returned (Undeliverable)	102
Number of Mailings Returned (Moved Out of Jurisdiction)	1
<u>Number of Address Confirmations Returned</u>	<u>103</u>

<u>Number of New Valid Registrations Accepted</u>	
COUNTER	45
MAIL	13
MOTOR VEHICLE OFFICE	269
OTHER	2
PUBLIC ASSISTANCE OFFICE	17
<u>REGISTRATION DRIVE</u>	<u>27</u>
<u>Total</u>	<u>373</u>

This includes registrants added with an active status, Registrants changed from Suspense to Active or Registrants changed from Not Eligible to Active

<u>Number of Registrants Made Active</u>	
COUNTER	60
MAIL	14
MOTOR VEHICLE OFFICE	281
OTHER	6
PUBLIC ASSISTANCE OFFICE	17
<u>REGISTRATION DRIVE</u>	<u>27</u>
<u>Total</u>	<u>405</u>

#18 #2

GREENLEE

Activity Report

Processed: 07/05/2007 1:55 PM
 Printed: 07/05/2007 1:55 PM

Date/Time Logged Activity Type	User Workstation Module	Previous Value Changed To	Registrant Id Name	Source Of Info Party
9/22/2006 09:06 AM Status	Culbertson, Suzanne A REC-DEP-REC Voter Registration		600005238 AMANDA GAYLE BELLAMY	REGISTRATION DRIVE PARTY NOT DESIGNATED
11/17/2006 03:47 PM Status	Culbertson, Suzanne A REC-DEP-REC Voter Registration		600005273 BRAD MICKELSON CLARK	COUNTER REPUBLICAN
4/20/2007 09:23 AM Status	Culbertson, Suzanne A REC-DEP-REC Voter Registration		600005424 JIMMY A RUSSELL	PUBLIC ASSISTANCE OFFICE PARTY NOT DESIGNATED
9/20/2006 08:53 AM Status	Culbertson, Suzanne A REC-DEP-REC Voter Registration		600005235 FAIRLENE FOOTE WEARNE	COUNTER REPUBLICAN

EXHIBIT N

**JULY 1, 2004 POPULATION ESTIMATES
FOR ARIZONA'S COUNTIES, INCORPORATED PLACES AND BALANCE OF COUNTY**

AREA	ESTIMATE	AREA	ESTIMATE	AREA	ESTIMATE
APACHE COUNTY	72,045	MARICOPA COUNTY	3,537,630	PIMA COUNTY	931,835
Eagar	4,295	Apache Junction *	275	Marana	23,535
Saint Johns	3,905	Avondale	60,490	Oro Valley	38,305
Springerville	2,005	Buckeye	14,540	Sahuarita	9,725
Unincorporated	61,840	Carefree	3,325	South Tucson	5,585
COCHISE COUNTY	129,600	Cave Creek	4,385	Tucson	521,945
Benson	4,775	Chandler	221,555	Unincorporated	332,740
Bisbee	6,585	El Mirage	28,420	PINAL COUNTY	217,465
Douglas	17,080	Fountain Hills	22,565	Apache Junction *	34,355
Huachuca City	1,830	Gila Bend	2,035	Casa Grande	30,985
Sierra Vista	42,725	Gilbert	165,325	Coolidge	8,280
Tombstone	1,585	Glendale	234,225	Eloy	10,750
Willcox	3,870	Goodyear	35,935	Florence	17,245
Unincorporated	51,150	Guadalupe	5,400	Kearny	2,245
COCONINO COUNTY	130,070	Litchfield Park	3,935	Mammoth	1,645
Flagstaff	61,505	Mesa	448,845	Maricopa City	5,690
Fredonia	1,110	Paradise Valley	14,465	Queen Creek *	120
Page	7,095	Peoria *	132,805	Superior	3,260
Sedona *	3,105	Phoenix	1,421,450	Winkelman *	5
Williams	2,950	Queen Creek *	11,285	Unincorporated	102,885
Unincorporated	54,305	Scottsdale	221,980	SANTA CRUZ COUNTY	42,410
GILA COUNTY	54,055	Surprise	64,210	Nogales	21,590
Globe	7,505	Tempe	161,420	Patagonia	915
Hayden	885	Tolleson	5,465	Unincorporated	19,905
Miami	1,960	Wickenburg	5,990	YAVAPAI COUNTY	194,975
Payson	15,170	Youngtown	3,985	Camp Verde	10,495
Winkelman *	455	Unincorporated	243,320	Chino Valley	9,445
Unincorporated	28,080	MOHAVE COUNTY	180,150	Clarkdale	3,645
GRAHAM COUNTY	35,895	Bullhead City	36,960	Cottonwood	10,570
Pima	2,075	Colorado City	4,070	Dewey - Humboldt	4,005
Safford	9,350	Kingman	24,365	Jerome	330
Thatcher	4,460	Lake Havasu City	51,700	Peoria *	-
Unincorporated	20,010	Unincorporated	63,055	Prescott	39,880
GREENLEE COUNTY	8,400	NAVAJO COUNTY	107,170	Prescott Valley	30,315
Clifton	2,525	Holbrook	5,415	Sedona	7,750
Duncan	805	Pinetop-Lakeside	4,025	Unincorporated	78,540
Unincorporated	5,070	Show Low	9,345	YUMA COUNTY	182,520
LA PAZ COUNTY	21,030	Snowflake	4,840	San Luis	21,670
Parker	3,265	Taylor	3,970	Somerton	8,980
Quartzsite	3,530	Winslow	9,595	Wellton	1,910
Unincorporated	14,235	Unincorporated	69,980	Yuma	86,310
				Unincorporated	63,650
				ARIZONA	5,845,250

2/27/2006

Population Statistics Unit, Research Administration, Department of Economic Security (602) 542-5984
All Place Estimates are "Controlled" and Rounded to the Nearest Five, County is the Sum of the Places
* That County Portion Only

04 TWO COUNTY PLACE POPULATION

Winkelman		460
Winkelman - Gila		455
Winkelman - Pinal		5
Apache Junction		34,630
Apache Junction - Pinal		34,355
Apache Junction - Maricopa		275
Queen Creek		11,405
Queen Creek - Pinal		120
Queen Creek - Maricopa		11,285
Peoria		132,805
Peoria - Maricopa		132,805
Peoria - Yavapai *		-
Sedona		10,855
Sedona - Coconino		3,105
Sedona - Yavapai		7,750

* The population when rounded to the nearest five is zero

**JULY 1, 2006 POPULATION ESTIMATES
FOR ARIZONA'S COUNTIES, INCORPORATED PLACES AND BALANCE OF COUNTY**

AREA	ESTIMATE	AREA	ESTIMATE	AREA	ESTIMATE
APACHE COUNTY	74,515	MARICOPA COUNTY	3,792,675	PIMA COUNTY	981,280
Eagar	4,530	Apache Junction	275	Marana	30,435
Saint Johns	3,925	Avondale	72,210	Oro Valley	40,215
Springerville	2,125	Buckeye	31,745	Sahuarita	18,035
Unincorporated	63,935	Carefree	3,785	South Tucson	5,805
COCHISE COUNTY	135,150	Cave Creek	4,865	Tucson	534,685
Benson	4,820	Chandler	235,450	Unincorporated	352,105
Bisbee	6,355	El Mirage	32,605	PINAL COUNTY	299,875
Douglas	17,660	Fountain Hills	24,990	Apache Junction	35,410
Huachuca City	1,825	Gila Bend	1,815	Casa Grande	38,455
Sierra Vista	44,870	Gilbert	185,030	Coolidge	9,950
Tombstone	1,655	Glendale	243,540	Eloy	11,535
Willcox	3,910	Goodyear	49,720	Florence	21,295
Unincorporated	54,055	Guadalupe	5,570	Kearny	2,270
COCONINO COUNTY	132,270	Litchfield Park	4,890	Mammoth	1,805
Flagstaff	62,030	Mesa	451,360	Maricopa City	25,830
Fredonia	1,120	Paradise Valley	14,000	Queen Creek	520
Page	7,230	Peoria	145,125	Superior	3,325
Sedona	3,125	Phoenix	1,505,265	Winkelman	5
Williams	3,170	Queen Creek	18,170	Unincorporated	149,475
Unincorporated	55,595	Scottsdale	237,120	SANTA CRUZ COUNTY	45,245
GILA COUNTY	56,800	Surprise	98,140	Nogales	21,765
Globe	7,550	Tempe	165,890	Patagonia	920
Hayden	840	Tolleson	6,520	Unincorporated	22,560
Miami	2,000	Wickenburg	6,285	YAVAPAI COUNTY	213,285
Payson	15,625	Youngtown	6,320	Camp Verde	11,230
Star Valley	2,265	Unincorporated	241,990	Chino Valley	12,700
Winkelman	430	MOHAVE COUNTY	198,320	Clarkdale	3,715
Unincorporated	28,090	Bullhead City	39,930	Cottonwood	10,925
GRAHAM COUNTY	36,380	Colorado City	4,050	Dewey - Humboldt	4,230
Pima	2,080	Kingman	27,635	Jerome	330
Safford	9,385	Lake Havasu City	54,610	Peoria	10
Thatcher	4,970	Unincorporated	72,095	Prescott	42,085
Unincorporated	19,945	NAVAJO COUNTY	113,470	Prescott Valley	35,740
GREENLEE COUNTY	8,300	Holbrook	5,455	Sedona	7,885
Clifton	2,485	Pinetop-Lakeside	4,540	Unincorporated	84,435
Duncan	800	Show Low	10,555	YUMA COUNTY	196,390
Unincorporated	5,015	Snowflake	5,180	San Luis	23,710
LA PAZ COUNTY	21,255	Taylor	4,270	Somerton	10,100
Parker	3,270	Winslow	9,945	Wellton	2,145
Quartzsite	3,650	Unincorporated	73,525	Yuma	92,160
Unincorporated	14,335			Unincorporated	68,275
				ARIZONA	6,305,210
		<u>Two County Place Population</u>			
		Winkelman ++++++ Gila + Pinal ++++++		435	
		Queen Creek +++++ Pinal + Maricopa +++++		18,690	
		Peoria ++++++ Maricopa + Yavapai +++		145,135	
		Apache Junction +++ Pinal + Maricopa +++++		35,685	
		Sedona ++++++ Coconino + Yavapai +++		11,010	

Population Statistics Unit, Research Administration, Department of Economic Security (602) 542-5984

All Place Estimates are "Controlled" and Rounded to the Nearest Five, State is the Sum of the counties

State HUM and Composite are the sum of the counties, Phoenix MSA was created. Population allocated according to the weighted average of HUM and Composite Phoenix MSA, Maricopa and Pinal are the sum of each individual county

Approved by Department of Economic Security Director, March 2, 2007

EXHIBIT O

STATE OF ARIZONA REGISTRATION REPORT

2005 January Voter Registration - January 1, 2005
 Compiled and Issued by the Arizona Secretary of State

ACTIVE							
	Precincts	Date/Period	Democratic	Libertarian	Republican	Other	TOTAL
Apache	45	JAN 2004	26,256	112	6,606	6,226	39,200
	45	G.E. 2004	26,240	106	6,441	7,002	39,789
	45	JAN 2005	26,619	108	6,527	7,190	40,444
Cochise	64	JAN 2004	20,665	210	19,770	10,520	51,165
	64	G.E. 2004	22,326	234	23,519	13,452	59,531
	64	JAN 2005	22,438	247	23,772	13,711	60,168
Coconino	82	JAN 2004	25,023	544	18,281	19,573	63,421
	83	G.E. 2004	28,981	549	20,239	22,166	71,935
	83	JAN 2005	29,146	543	20,409	22,292	72,390
Gila	40	JAN 2004	12,451	85	8,467	3,520	24,523
	40	G.E. 2004	13,053	101	9,318	4,296	26,768
	40	JAN 2005	13,300	104	9,660	4,457	27,521
Graham	18	JAN 2004	7,627	30	4,907	1,904	14,468
	18	G.E. 2004	7,504	28	5,158	2,092	14,782
	18	JAN 2005	7,706	31	5,317	2,159	15,213
Greenlee	8	JAN 2004	2,959	12	811	249	4,031
	8	G.E. 2004	3,176	11	895	437	4,519
	8	JAN 2005	3,139	11	908	450	4,508
La Paz	13	JAN 2004	2,623	12	2,653	1,440	6,728
	12	G.E. 2004	2,703	15	2,814	1,703	7,235
	12	JAN 2005	2,705	15	2,835	1,730	7,285
Maricopa	1,030	JAN 2004	408,244	9,812	591,710	304,945	1,314,711
	1,058	G.E. 2004	480,058	11,449	676,080	384,834	1,552,421
	1,058	JAN 2005	492,966	11,547	684,431	399,777	1,598,721
Mohave	73	JAN 2004	24,627	255	37,074	21,110	83,066
	73	G.E. 2004	27,772	344	42,142	24,776	95,034
	73	JAN 2005	27,381	345	41,575	24,473	93,774
Navajo	70	JAN 2004	23,515	144	16,357	9,800	49,816
	70	G.E. 2004	26,387	193	19,227	11,931	57,738
	70	JAN 2005	26,460	199	19,106	12,018	57,783
Pima	406	JAN 2004	155,306	3,998	130,421	91,616	381,341
	401	G.E. 2004	177,781	3,736	147,838	118,695	448,050
	401	JAN 2005	180,712	3,838	150,767	121,893	457,210
Pinal	65	JAN 2004	31,903	311	22,331	15,670	70,215
	67	G.E. 2004	37,541	452	30,675	22,425	91,093
	67	JAN 2005	37,890	458	31,558	23,299	93,205
Santa Cruz	24	JAN 2004	10,622	107	3,656	3,302	17,687
	24	G.E. 2004	12,041	139	4,266	4,345	20,791
	24	JAN 2005	12,156	140	4,311	4,387	20,994
Yavapai	103	JAN 2004	20,230	679	39,707	20,942	81,558
	104	G.E. 2004	25,614	717	47,712	25,799	99,842
	104	JAN 2005	25,899	728	48,460	26,356	101,443
Yuma	42	JAN 2004	20,057	117	16,574	8,829	45,577
	42	G.E. 2004	23,087	187	18,928	11,601	53,803
	42	JAN 2005	23,639	191	19,707	12,027	55,564
TOTALS:	2,083	JAN 2004	792,108	16,428	919,325	519,646	2,247,507
	2,109	G.E. 2004	914,264	18,261	1,055,252	655,554	2,643,331
	2,109	JAN 2005	932,156	18,505	1,079,343	676,219	2,706,223
PERCENTAGES:		JAN 2004	35.24	0.73	40.90	23.12	
		G.E. 2004	34.59	0.69	39.92	24.80	
		JAN 2005	34.44	0.68	39.88	24.99	

STATE OF ARIZONA REGISTRATION REPORT

2005 January Voter Registration - January 1, 2005
 Compiled and Issued by the Arizona Secretary of State

Congressional	Precincts	ACTIVE				TOTAL
		Democratic	Libertarian	Republican	Other	
Congressional District 1						
Apache	45	26,619	108	6,527	7,190	40,444
Coconino	76	28,831	541	20,324	22,093	71,789
Gila	40	13,300	104	9,660	4,457	27,521
Graham	18	7,706	31	5,317	2,159	15,213
Greenlee	8	3,139	11	908	450	4,508
Navajo	52	25,244	183	18,736	11,141	55,304
Pinal	39	23,000	143	11,705	9,355	44,203
Yavapai	102	25,899	728	48,460	26,356	101,443
TOTALS	380	153,738	1,849	121,637	83,201	360,425
Congressional District 2						
Coconino	7	315	2	85	199	601
La Paz	1	7	0	7	3	17
Maricopa	173	90,597	1,643	145,368	72,739	310,347
Mohave	73	27,381	345	41,575	24,473	93,774
Navajo	18	1,216	16	370	877	2,479
Yavapai	2	0	0	0	0	0
TOTALS	274	119,516	2,006	187,405	98,291	407,218
Congressional District 3						
Maricopa	242	100,014	2,680	156,993	80,639	340,326
TOTALS	242	100,014	2,680	156,993	80,639	340,326
Congressional District 4						
Maricopa	175	97,299	1,889	44,579	53,434	197,201
TOTALS	175	97,299	1,889	44,579	53,434	197,201
Congressional District 5						
Maricopa	242	102,774	2,969	160,288	97,023	363,054
TOTALS	242	102,774	2,969	160,288	97,023	363,054
Congressional District 6						
Maricopa	191	85,312	2,063	174,491	85,036	346,902
Pinal	17	10,008	249	14,548	10,018	34,823
TOTALS	208	95,320	2,312	189,039	95,054	381,725
Congressional District 7						
La Paz	11	2,698	15	2,828	1,727	7,268
Maricopa	35	16,970	303	12,712	10,906	40,891
Pima	132	72,809	1,561	27,531	42,956	144,857
Pinal	9	3,533	60	2,202	2,464	8,259
Santa Cruz	19	10,658	118	2,890	3,647	17,313
Yuma	42	23,639	191	19,707	12,027	55,564
TOTALS	248	130,307	2,248	67,870	73,727	274,152
Congressional District 8						
Cochise	64	22,438	247	23,772	13,711	60,168
Pima	269	107,903	2,277	123,236	78,937	312,353
Pinal	2	1,349	6	3,103	1,462	5,920
Santa Cruz	5	1,498	22	1,421	740	3,681
TOTALS	340	133,188	2,552	151,532	94,850	382,122
STATE TOTALS	2,109	932,156	18,505	1,079,343	676,219	2,705,223

STATE OF ARIZONA REGISTRATION REPORT

2005 January Voter Registration - January 1, 2005
 Compiled and Issued by the Arizona Secretary of State

Legislative	Precincts	ACTIVE				TOTAL
		Democratic	Libertarian	Republican	Other	
Legislative District 1						
Coconino	22	6,010	169	7,191	6,117	19,487
Yavapai	80	22,744	636	41,886	23,081	88,347
TOTALS	102	28,754	805	49,077	29,198	107,834
Legislative District 2						
Apache	32	22,675	70	3,227	5,293	31,265
Coconino	54	21,617	354	11,357	14,790	48,118
Mohave	1	248	0	44	126	418
Navajo	37	12,627	34	2,380	4,062	19,103
Yavapai	1	0	0	0	0	0
TOTALS	125	57,167	458	17,008	24,271	98,904
Legislative District 3						
Coconino	6	1,519	20	1,861	1,385	4,785
La Paz	5	932	5	1,426	812	3,175
Mohave	72	27,133	345	41,531	24,347	93,356
TOTALS	83	29,584	370	44,818	26,544	101,316
Legislative District 4						
Maricopa	55	27,820	473	57,468	25,348	111,109
Yavapai	23	3,155	92	6,574	3,275	13,096
TOTALS	78	30,975	565	64,042	28,623	124,205
Legislative District 5						
Apache	13	3,944	38	3,300	1,897	9,179
Coconino	1	0	0	0	0	0
Gila	38	12,628	103	9,645	4,421	26,797
Graham	18	7,706	31	5,317	2,159	15,213
Greenlee	8	3,139	11	908	450	4,508
Navajo	33	13,833	165	16,726	7,956	38,680
Pinal	0	0	0	0	0	0
TOTALS	111	41,250	348	35,896	16,883	94,377
Legislative District 6						
Maricopa	60	25,779	792	43,770	23,754	94,095
TOTALS	60	25,779	792	43,770	23,754	94,095
Legislative District 7						
Maricopa	54	24,462	617	48,512	24,318	97,909
TOTALS	54	24,462	617	48,512	24,318	97,909
Legislative District 8						
Maricopa	70	27,027	649	59,486	29,044	116,206
TOTALS	70	27,027	649	59,486	29,044	116,206
Legislative District 9						
Maricopa	61	30,035	492	45,845	21,050	97,422
TOTALS	61	30,035	492	45,845	21,050	97,422
Legislative District 10						
Maricopa	59	25,552	666	30,235	18,828	75,281
TOTALS	59	25,552	666	30,235	18,828	75,281
Legislative District 11						
Maricopa	84	32,294	753	50,478	21,101	104,626
TOTALS	84	32,294	753	50,478	21,101	104,626
Legislative District 12						
Maricopa	58	35,167	689	42,654	28,819	107,329
TOTALS	58	35,167	689	42,654	28,819	107,329
Legislative District 13						
Maricopa	45	23,891	425	12,003	13,846	50,165
TOTALS	45	23,891	425	12,003	13,846	50,165
Legislative District 14						
Maricopa	40	19,447	391	9,030	11,096	39,964
TOTALS	40	19,447	391	9,030	11,096	39,964

STATE OF ARIZONA REGISTRATION REPORT

2005 January Voter Registration - January 1, 2005
 Compiled and Issued by the Arizona Secretary of State

Legislative	Precincts	ACTIVE				TOTAL
		Democratic	Libertarian	Republican	Other	
Legislative District 15						
Maricopa	59	26,545	716	17,340	16,496	61,097
TOTALS	59	26,545	716	17,340	16,496	61,097
Legislative District 16						
Maricopa	42	35,156	553	10,430	16,303	62,442
TOTALS	42	35,156	553	10,430	16,303	62,442
Legislative District 17						
Maricopa	72	30,255	1,071	31,373	25,734	88,433
TOTALS	72	30,255	1,071	31,373	25,734	88,433
Legislative District 18						
Maricopa	54	17,667	538	30,609	16,271	65,085
TOTALS	54	17,667	538	30,609	16,271	65,085
Legislative District 19						
Maricopa	80	24,721	520	51,108	22,849	99,198
TOTALS	60	24,721	520	51,108	22,849	99,198
Legislative District 20						
Maricopa	56	27,957	715	43,920	25,952	98,544
TOTALS	56	27,957	715	43,920	25,952	98,544
Legislative District 21						
Maricopa	62	29,729	747	50,624	28,185	109,285
TOTALS	62	29,729	747	50,624	28,185	109,285
Legislative District 22						
Maricopa	45	25,010	666	56,902	27,835	110,413
Pinal	7	3,485	52	5,383	3,537	12,457
TOTALS	52	28,495	718	62,285	31,372	122,870
Legislative District 23						
Gila	2	672	1	15	36	724
Maricopa	11	3,420	47	1,581	2,350	7,398
Pinal	55	32,160	377	22,263	17,647	72,447
TOTALS	68	36,252	425	23,859	20,033	80,569
Legislative District 24						
La Paz	7	1,773	10	1,409	918	4,110
Yuma	42	23,639	191	19,707	12,027	55,564
TOTALS	49	25,412	201	21,116	12,945	59,674
Legislative District 25						
Cochise	46	16,660	176	14,143	8,747	39,726
Maricopa	11	1,032	27	1,063	598	2,720
Pima	25	9,871	208	7,567	6,420	24,066
Pinal	3	896	23	809	653	2,381
Santa Cruz	20	10,680	119	2,916	3,662	17,377
TOTALS	105	39,139	553	26,498	20,080	86,270
Legislative District 26						
Pima	82	33,472	578	43,349	25,782	103,181
Pinal	2	1,349	6	3,103	1,462	5,920
TOTALS	84	34,821	584	46,452	27,244	109,101
Legislative District 27						
Pima	63	40,293	844	17,071	24,241	82,449
TOTALS	63	40,293	844	17,071	24,241	82,449
Legislative District 28						
Pima	98	39,624	972	26,267	24,606	91,469
TOTALS	98	39,624	972	26,267	24,606	91,469
Legislative District 29						
Pima	59	30,253	666	15,105	18,682	64,706
TOTALS	59	30,253	666	15,105	18,682	64,706

STATE OF ARIZONA REGISTRATION REPORT

2005 January Voter Registration - January 1, 2005
Compiled and Issued by the Arizona Secretary of State

Legislative	Precincts	ACTIVE				TOTAL
		Democratic	Libertarian	Republican	Other	
<hr/>						
Legislative District 30						
Cochise	18	5,778	71	9,629	4,964	20,442
Pima	74	27,199	570	41,408	22,162	91,339
Santa Cruz	4	1,476	21	1,395	725	3,617
<hr/>						
TOTALS	96	34,453	662	52,432	27,851	115,398
<hr/>						
STATE TOTALS	2,109	932,156	18,505	1,079,343	676,219	2,706,223

STATE OF ARIZONA REGISTRATION REPORT

2005 January Voter Registration - January 1, 2005
 Compiled and Issued by the Arizona Secretary of State

INACTIVE							
	Precincts	Date/Period	Democratic	Libertarian	Republican	Other	TOTAL
Apache	45	JAN 2004	1,779	6	395	270	2,450
	45	G.E. 2004	3,088	13	885	728	4,694
	45	JAN 2005	2,727	11	822	675	4,235
Cochise	64	JAN 2004	2,134	35	1,981	1,040	5,190
	64	G.E. 2004	1,769	33	1,655	886	4,343
	64	JAN 2005	1,667	32	1,568	844	4,111
Coconino	82	JAN 2004	3,754	121	3,299	5,403	12,577
	83	G.E. 2004	3,391	107	2,811	4,727	11,036
	83	JAN 2005	3,247	105	2,682	4,573	10,607
Gila	40	JAN 2004	2,814	43	2,373	962	6,192
	40	G.E. 2004	2,840	38	2,332	1,063	6,273
	40	JAN 2005	2,527	35	2,044	959	5,565
Graham	18	JAN 2004	1,343	12	998	372	2,725
	18	G.E. 2004	1,676	17	1,200	557	3,450
	18	JAN 2005	1,437	16	1,074	515	3,042
Greenlee	8	JAN 2004	371	4	136	43	554
	8	G.E. 2004	315	2	114	36	467
	8	JAN 2005	275	2	100	33	410
La Paz	13	JAN 2004	925	8	822	399	2,154
	12	G.E. 2004	470	6	492	288	1,256
	12	JAN 2005	443	6	470	278	1,197
Maricopa	1,030	JAN 2004	36,733	1,758	44,355	36,680	119,528
	1,058	G.E. 2004	32,840	1,660	39,229	36,664	110,393
	1,058	JAN 2005	32,683	1,645	37,320	37,552	109,200
Mohave	73	JAN 2004	1,097	12	1,135	658	3,102
	73	G.E. 2004	1,332	16	1,358	1,092	3,798
	73	JAN 2005	1,285	16	1,292	1,049	3,642
Navajo	70	JAN 2004	3,067	17	994	614	4,692
	70	G.E. 2004	2,840	17	932	585	4,374
	70	JAN 2005	2,575	16	890	610	4,091
Pima	406	JAN 2004	19,759	1,067	16,274	15,841	52,941
	401	G.E. 2004	22,558	1,171	18,270	19,741	61,740
	401	JAN 2005	9,322	399	7,247	9,465	26,433
Pinal	65	JAN 2004	9,471	81	5,054	3,267	17,873
	67	G.E. 2004	8,943	80	4,813	3,193	17,029
	67	JAN 2005	8,856	85	4,843	3,248	17,032
Santa Cruz	24	JAN 2004	791	19	407	242	1,459
	24	G.E. 2004	722	18	389	227	1,356
	24	JAN 2005	686	16	382	224	1,308
Yavapai	103	JAN 2004	2,612	110	4,507	3,864	11,093
	104	G.E. 2004	2,461	128	4,140	3,993	10,722
	104	JAN 2005	2,230	119	3,678	3,667	9,694
Yuma	42	JAN 2004	5,685	40	4,846	2,145	12,716
	42	G.E. 2004	5,250	26	4,842	2,366	12,486
	42	JAN 2005	3,720	20	3,399	1,795	8,934
TOTALS:	2,083	JAN 2004	92,335	3,333	87,576	72,000	255,244
	2,109	G.E. 2004	90,475	3,332	83,462	76,148	253,417
	2,109	JAN 2005	73,680	2,523	67,811	65,487	209,501
PERCENTAGES:		JAN 2004	36.18	1.31	34.31	28.21	
		G.E. 2004	35.70	1.31	32.93	30.05	
		JAN 2005	35.17	1.20	32.37	31.26	

STATE OF ARIZONA REGISTRATION REPORT

2005 January Voter Registration - January 1, 2005
 Compiled and Issued by the Arizona Secretary of State

Congressional	Precincts	INACTIVE				TOTAL
		Democratic	Libertarian	Republican	Other	
Congressional District 1						
Apache	45	2,727	11	822	675	4,235
Coconino	76	3,222	105	2,677	4,556	10,560
Gila	40	2,527	35	2,044	959	5,565
Graham	18	1,437	16	1,074	515	3,042
Greenlee	8	275	2	100	33	410
Navajo	52	2,505	16	884	599	4,004
Pinal	39	5,851	38	2,374	1,560	9,823
Yavapai	102	2,230	119	3,678	3,667	9,694
TOTALS	380	20,774	342	13,653	12,564	47,333
Congressional District 2						
Coconino	7	25	0	5	17	47
La Paz	1	0	0	1	0	1
Maricopa	173	4,703	110	6,544	4,533	15,890
Mohave	73	1,285	16	1,292	1,049	3,642
Navajo	18	70	0	6	11	87
Yavapai	2	0	0	0	0	0
TOTALS	274	6,083	126	7,848	5,610	19,667
Congressional District 3						
Maricopa	242	6,525	266	8,111	7,820	22,722
TOTALS	242	6,525	266	8,111	7,820	22,722
Congressional District 4						
Maricopa	175	8,094	636	3,984	7,546	20,260
TOTALS	175	8,094	636	3,984	7,546	20,260
Congressional District 5						
Maricopa	242	7,690	456	10,386	11,234	29,766
TOTALS	242	7,690	456	10,386	11,234	29,766
Congressional District 6						
Maricopa	191	4,804	152	7,641	5,706	18,303
Pinal	17	2,171	37	2,032	1,376	5,616
TOTALS	208	6,975	189	9,673	7,082	23,919
Congressional District 7						
La Paz	11	443	6	469	278	1,196
Maricopa	35	867	25	654	713	2,259
Pima	132	4,072	184	1,804	3,816	9,876
Pinal	9	760	10	297	259	1,326
Santa Cruz	19	575	11	263	181	1,030
Yuma	42	3,720	20	3,399	1,795	8,934
TOTALS	248	10,437	256	6,886	7,042	24,621
Congressional District 8						
Cochise	64	1,667	32	1,568	844	4,111
Pima	269	5,250	215	5,443	5,649	16,557
Pinal	2	74	0	140	53	267
Santa Cruz	5	111	5	119	43	278
TOTALS	340	7,102	252	7,270	6,589	21,213
STATE TOTALS	2,109	73,680	2,523	67,811	65,487	209,501

STATE OF ARIZONA REGISTRATION REPORT

2005 January Voter Registration - January 1, 2005
 Compiled and Issued by the Arizona Secretary of State

Legislative	Precincts	INACTIVE				TOTAL
		Democratic	Libertarian	Republican	Other	
Legislative District 1						
Coconino	22	546	22	563	680	1,811
Yavapai	80	2,015	110	3,263	3,342	8,730
TOTALS	102	2,561	132	3,826	4,022	10,541
Legislative District 2						
Apache	32	2,088	9	509	520	3,126
Coconino	54	2,554	82	1,919	3,721	8,276
Mohave	1	10	0	7	8	25
Navajo	37	512	1	38	60	611
Yavapai	1	0	0	0	0	0
TOTALS	125	5,164	92	2,473	4,309	12,038
Legislative District 3						
Coconino	6	147	1	200	171	519
La Paz	5	177	3	227	125	532
Mohave	72	1,275	16	1,285	1,041	3,617
TOTALS	83	1,599	20	1,712	1,337	4,668
Legislative District 4						
Maricopa	55	1,059	21	1,882	1,116	4,078
Yavapai	23	215	9	415	325	964
TOTALS	78	1,274	30	2,297	1,441	5,042
Legislative District 5						
Apache	13	639	2	313	155	1,109
Coconino	1	0	0	0	1	1
Gila	38	2,438	35	2,036	948	5,457
Graham	18	1,437	16	1,074	515	3,042
Greenlee	8	275	2	100	33	410
Navajo	33	2,063	15	852	550	3,480
Pinal	0	0	0	0	0	0
TOTALS	111	6,852	70	4,375	2,202	13,499
Legislative District 6						
Maricopa	60	1,678	60	2,235	2,017	5,990
TOTALS	60	1,678	60	2,235	2,017	5,990
Legislative District 7						
Maricopa	54	1,293	36	2,215	1,715	5,259
TOTALS	54	1,293	36	2,215	1,715	5,259
Legislative District 8						
Maricopa	70	1,633	55	3,271	2,365	7,324
TOTALS	70	1,633	55	3,271	2,365	7,324
Legislative District 9						
Maricopa	61	1,908	42	2,656	1,590	6,196
TOTALS	61	1,908	42	2,656	1,590	6,196
Legislative District 10						
Maricopa	59	2,026	94	2,164	2,351	6,635
TOTALS	59	2,026	94	2,164	2,351	6,635
Legislative District 11						
Maricopa	84	1,891	94	2,357	2,013	6,355
TOTALS	84	1,891	94	2,357	2,013	6,355
Legislative District 12						
Maricopa	58	1,940	53	1,926	2,082	6,001
TOTALS	58	1,940	53	1,926	2,082	6,001
Legislative District 13						
Maricopa	45	1,792	59	1,045	1,497	4,393
TOTALS	45	1,792	59	1,045	1,497	4,393
Legislative District 14						
Maricopa	40	1,974	152	909	1,840	4,875
TOTALS	40	1,974	152	909	1,840	4,875

STATE OF ARIZONA REGISTRATION REPORT

2005 January Voter Registration - January 1, 2005
 Compiled and Issued by the Arizona Secretary of State

Legislative	Precincts	INACTIVE				TOTAL
		Democratic	Libertarian	Republican	Other	
Legislative District 15						
Maricopa	59	2,594	167	1,399	2,841	7,001
TOTALS	59	2,594	167	1,399	2,841	7,001
Legislative District 16						
Maricopa	42	2,067	261	730	1,690	4,748
TOTALS	42	2,067	261	730	1,690	4,748
Legislative District 17						
Maricopa	72	2,945	261	2,982	4,648	10,836
TOTALS	72	2,945	261	2,982	4,648	10,836
Legislative District 18						
Maricopa	54	1,726	75	2,212	2,391	6,404
TOTALS	54	1,726	75	2,212	2,391	6,404
Legislative District 19						
Maricopa	60	1,443	43	2,390	1,522	5,398
TOTALS	60	1,443	43	2,390	1,522	5,398
Legislative District 20						
Maricopa	56	1,694	69	2,584	2,314	6,661
TOTALS	56	1,694	69	2,584	2,314	6,661
Legislative District 21						
Maricopa	62	1,665	71	2,214	2,004	5,954
TOTALS	62	1,665	71	2,214	2,004	5,954
Legislative District 22						
Maricopa	45	1,093	24	2,024	1,355	4,496
Pinal	7	640	12	651	416	1,719
TOTALS	52	1,733	36	2,675	1,771	6,215
Legislative District 23						
Gila	2	89	0	8	11	108
Maricopa	11	184	5	76	143	408
Pinal	55	7,808	68	3,896	2,682	14,454
TOTALS	68	8,081	73	3,980	2,836	14,970
Legislative District 24						
La Paz	7	266	3	243	153	665
Yuma	42	3,720	20	3,399	1,795	8,934
TOTALS	49	3,986	23	3,642	1,948	9,599
Legislative District 25						
Cochise	46	1,104	20	838	475	2,437
Maricopa	11	78	3	49	58	188
Pima	25	373	14	278	321	986
Pinal	3	334	5	156	97	592
Santa Cruz	20	579	11	266	182	1,038
TOTALS	105	2,468	53	1,587	1,133	5,241
Legislative District 26						
Pima	82	1,484	66	1,847	1,730	5,127
Pinal	2	74	0	140	53	267
TOTALS	84	1,558	66	1,987	1,783	5,394
Legislative District 27						
Pima	63	2,198	93	1,067	2,175	5,533
TOTALS	63	2,198	93	1,067	2,175	5,533
Legislative District 28						
Pima	98	2,434	115	1,589	2,554	6,692
TOTALS	98	2,434	115	1,589	2,554	6,692
Legislative District 29						
Pima	59	1,781	70	897	1,571	4,319
TOTALS	59	1,781	70	897	1,571	4,319

STATE OF ARIZONA REGISTRATION REPORT

2005 January Voter Registration - January 1, 2005
 Compiled and Issued by the Arizona Secretary of State

Legislative	Precincts	INACTIVE				TOTAL
		Democratic	Libertarian	Republican	Other	
Legislative District 30						
Cochise	18	563	12	730	369	1,674
Pima	74	1,052	41	1,569	1,114	3,776
Santa Cruz	4	107	5	116	42	270
TOTALS	96	1,722	58	2,415	1,525	5,720
STATE TOTALS	2,109	73,680	2,523	67,811	65,487	209,501

STATE OF ARIZONA REGISTRATION REPORT

2007 April Voter Registration - April 1, 2007
 Compiled and Issued by the Arizona Secretary of State

		ACTIVE					
	Precincts	Date/Period	Democratic	Libertarian	Republican	Other	TOTAL
Apache	45	G.E. 2006	24,632	160	6,105	7,684	38,581
	45	JAN 2007	25,201	187	6,282	8,067	39,737
	45	APR 2007	24,721	187	6,225	8,107	39,240
Cochise	64	G.E. 2006	19,773	217	23,301	14,847	58,138
	64	JAN 2007	20,109	223	23,746	15,366	59,444
	64	APR 2007	20,361	227	24,000	15,953	60,541
Coconino	85	G.E. 2006	26,312	1,239	18,553	19,873	65,977
	85	JAN 2007	25,760	1,433	18,374	19,840	65,407
	85	APR 2007	24,566	1,277	17,390	18,736	61,969
Gila	39	G.E. 2006	11,911	101	9,275	4,907	26,194
	39	JAN 2007	12,120	114	9,530	5,152	26,916
	39	APR 2007	12,041	120	9,562	5,277	27,000
Graham	18	G.E. 2006	7,167	39	5,315	2,319	14,840
	18	JAN 2007	7,250	42	5,436	2,379	15,107
	18	APR 2007	7,262	44	5,512	2,427	15,245
Greenlee	8	G.E. 2006	2,818	11	860	519	4,208
	8	JAN 2007	2,799	12	874	536	4,221
	8	APR 2007	2,719	12	845	538	4,114
La Paz	12	G.E. 2006	2,551	18	2,764	1,878	7,211
	12	JAN 2007	2,614	18	2,824	1,940	7,396
	12	APR 2007	2,643	22	2,822	1,990	7,477
Maricopa	1,142	G.E. 2006	440,458	9,927	639,267	394,782	1,484,434
	1,142	JAN 2007	439,343	10,282	636,655	398,458	1,484,738
	1,142	APR 2007	443,253	10,343	638,011	409,864	1,501,471
Mohave	73	G.E. 2006	24,750	362	38,912	25,915	89,939
	73	JAN 2007	25,186	376	39,569	26,961	92,092
	73	APR 2007	25,353	383	39,775	27,737	93,248
Navajo	70	G.E. 2006	25,626	374	18,821	12,527	57,348
	70	JAN 2007	25,688	458	19,030	12,816	57,992
	70	APR 2007	25,352	453	18,828	12,902	57,535
Pima	409	G.E. 2006	169,166	3,342	142,163	120,720	435,391
	409	JAN 2007	172,368	3,468	144,811	125,255	445,902
	409	APR 2007	174,084	3,490	145,860	128,878	452,312
Pinal	74	G.E. 2006	37,973	518	35,834	28,474	102,799
	74	JAN 2007	39,298	564	37,616	30,511	107,989
	74	APR 2007	34,317	520	35,640	29,916	100,393
Santa Cruz	24	G.E. 2006	12,060	138	4,290	5,185	21,673
	24	JAN 2007	12,123	141	4,342	5,212	21,818
	24	APR 2007	12,017	138	4,291	5,258	21,704
Yavapai	104	G.E. 2006	25,248	675	48,898	28,221	103,042
	104	JAN 2007	25,668	1,040	49,499	29,273	105,480
	104	APR 2007	25,871	985	49,440	29,830	106,126
Yuma	42	G.E. 2006	23,783	325	20,332	14,186	58,626
	42	JAN 2007	24,211	402	20,834	14,711	60,158
	42	APR 2007	24,428	411	21,019	15,352	61,210
TOTALS:	2,209	G.E. 2006	854,228	17,446	1,014,690	682,037	2,568,401
	2,209	JAN 2007	859,738	18,760	1,019,422	696,477	2,594,397
	2,209	APR 2007	858,988	18,612	1,019,220	712,765	2,609,585
PERCENTAGES:		G.E. 2006	33.26	0.68	39.51	26.55	
		JAN 2007	33.14	0.72	39.29	26.85	
		APR 2007	32.92	0.71	39.06	27.31	

STATE OF ARIZONA REGISTRATION REPORT

2007 April Voter Registration - April 1, 2007
 Compiled and Issued by the Arizona Secretary of State

Congressional	Precincts	ACTIVE				TOTAL
		Democratic	Libertarian	Republican	Other	
Congressional District 1						
Apache	45	24,721	187	6,225	8,107	39,240
Coconino	78	24,287	1,261	17,321	18,555	61,434
Gila	39	12,041	120	9,562	5,277	27,000
Graham	18	7,262	44	5,512	2,427	15,245
Greenlee	8	2,719	12	845	538	4,114
Navajo	52	24,165	374	18,474	11,971	54,984
Pinal	39	17,812	147	11,282	10,007	39,248
Yavapai	102	25,871	985	49,440	29,830	106,126
TOTALS	381	138,888	3,130	118,661	86,712	347,391
Congressional District 2						
Coconino	7	269	16	69	181	535
La Paz	1	10	0	5	5	20
Maricopa	205	87,308	1,649	141,768	82,570	313,295
Mohave	73	25,353	383	39,775	27,737	93,248
Navajo	18	1,187	79	354	931	2,551
Yavapai	2	0	0	0	0	0
TOTALS	306	114,127	2,127	181,971	111,424	409,649
Congressional District 3						
Maricopa	255	89,170	2,444	142,786	81,840	316,240
TOTALS	255	89,170	2,444	142,786	81,840	316,240
Congressional District 4						
Maricopa	177	84,032	1,652	39,555	51,713	176,952
TOTALS	177	84,032	1,652	39,555	51,713	176,952
Congressional District 5						
Maricopa	250	88,166	2,435	138,992	91,587	321,200
TOTALS	250	88,166	2,435	138,992	91,587	321,200
Congressional District 6						
Maricopa	217	78,804	1,860	163,122	90,038	333,824
Pinal	22	10,713	265	16,886	13,350	41,214
TOTALS	239	89,517	2,125	180,008	103,388	375,038
Congressional District 7						
La Paz	11	2,633	22	2,817	1,985	7,457
Maricopa	38	15,753	303	11,788	12,116	39,960
Pima	134	68,577	1,343	26,007	42,925	138,852
Pinal	11	4,375	88	4,266	4,710	13,449
Santa Cruz	19	10,572	113	2,947	4,366	17,998
Yuma	42	24,428	411	21,019	15,352	61,210
TOTALS	255	126,338	2,290	68,844	81,454	278,926
Congressional District 8						
Cochise	64	20,361	227	24,000	15,953	60,541
Pima	275	105,507	2,147	119,853	85,953	313,460
Pinal	2	1,417	10	3,206	1,849	6,482
Santa Cruz	5	1,445	25	1,344	892	3,706
TOTALS	346	128,730	2,409	148,403	104,647	384,189
STATE TOTALS	2,209	858,988	18,612	1,019,220	712,765	2,609,585

STATE OF ARIZONA REGISTRATION REPORT

2007 April Voter Registration - April 1, 2007
 Compiled and Issued by the Arizona Secretary of State

Legislative	Precincts	ACTIVE				TOTAL
		Democratic	Libertarian	Republican	Other	
Legislative District 1						
Coconino	22	5,380	275	6,682	5,479	17,816
Yavapai	80	22,652	865	42,689	26,102	92,308
TOTALS	102	28,032	1,140	49,371	31,581	110,124
Legislative District 2						
Apache	32	21,303	142	3,012	6,154	30,611
Coconino	56	17,932	978	9,082	11,944	39,936
Mohave	1	256	1	46	132	435
Navajo	37	12,091	276	2,265	4,461	19,093
Yavapai	1	0	0	0	0	0
TOTALS	127	51,582	1,397	14,405	22,691	90,075
Legislative District 3						
Coconino	6	1,254	24	1,626	1,313	4,217
La Paz	5	928	9	1,428	969	3,334
Mohave	72	25,097	382	39,729	27,605	92,813
TOTALS	83	27,279	415	42,783	29,887	100,364
Legislative District 4						
Maricopa	74	28,318	472	58,507	30,669	117,966
Yavapai	23	3,219	120	6,751	3,728	13,818
TOTALS	97	31,537	592	65,258	34,397	131,784
Legislative District 5						
Apache	13	3,418	45	3,213	1,953	8,629
Coconino	1	0	0	0	0	0
Gila	37	11,451	119	9,547	5,227	26,344
Graham	18	7,262	44	5,512	2,427	15,245
Greenlee	8	2,719	12	845	538	4,114
Navajo	33	13,261	177	16,563	8,441	38,442
Pinal	0	0	0	0	0	0
TOTALS	110	38,111	397	35,680	18,586	92,774
Legislative District 6						
Maricopa	67	23,817	745	41,607	25,425	91,594
TOTALS	67	23,817	745	41,607	25,425	91,594
Legislative District 7						
Maricopa	61	21,948	560	44,109	25,521	92,138
TOTALS	61	21,948	560	44,109	25,521	92,138
Legislative District 8						
Maricopa	73	23,933	566	53,301	29,839	107,639
TOTALS	73	23,933	566	53,301	29,839	107,639
Legislative District 9						
Maricopa	64	27,067	411	40,908	21,622	90,008
TOTALS	64	27,067	411	40,908	21,622	90,008
Legislative District 10						
Maricopa	59	21,623	610	25,672	17,432	65,337
TOTALS	59	21,623	610	25,672	17,432	65,337
Legislative District 11						
Maricopa	84	28,922	663	45,121	20,842	95,548
TOTALS	84	28,922	663	45,121	20,842	95,548
Legislative District 12						
Maricopa	71	34,223	775	43,781	33,056	111,835
TOTALS	71	34,223	775	43,781	33,056	111,835
Legislative District 13						
Maricopa	47	20,208	341	10,342	13,772	44,663
TOTALS	47	20,208	341	10,342	13,772	44,663
Legislative District 14						
Maricopa	40	16,187	325	7,671	10,103	34,286
TOTALS	40	16,187	325	7,671	10,103	34,286

STATE OF ARIZONA REGISTRATION REPORT

2007 April Voter Registration - April 1, 2007
 Compiled and Issued by the Arizona Secretary of State

Legislative	Precincts	ACTIVE				TOTAL
		Democratic	Libertarian	Republican	Other	
Legislative District 15						
Maricopa	59	21,985	589	14,217	14,484	51,275
TOTALS	59	21,985	589	14,217	14,484	51,275
Legislative District 16						
Maricopa	44	32,839	587	11,290	18,267	62,983
TOTALS	44	32,839	587	11,290	18,267	62,983
Legislative District 17						
Maricopa	72	24,557	798	24,972	21,236	71,563
TOTALS	72	24,557	798	24,972	21,236	71,563
Legislative District 18						
Maricopa	54	14,326	417	25,484	14,434	54,661
TOTALS	54	14,326	417	25,484	14,434	54,661
Legislative District 19						
Maricopa	65	22,040	447	46,418	23,629	92,534
TOTALS	65	22,040	447	46,418	23,629	92,534
Legislative District 20						
Maricopa	57	24,830	622	38,582	25,143	89,177
TOTALS	57	24,830	622	38,582	25,143	89,177
Legislative District 21						
Maricopa	73	28,240	710	49,514	30,907	109,371
TOTALS	73	28,240	710	49,514	30,907	109,371
Legislative District 22						
Maricopa	56	23,905	621	53,904	30,037	108,467
Pinal	7	3,265	58	5,027	3,860	12,210
TOTALS	63	27,170	679	58,931	33,897	120,677
Legislative District 23						
Gila	2	590	1	15	50	656
Maricopa	11	3,357	58	1,608	2,770	7,793
Pinal	62	28,895	429	28,696	23,497	79,517
TOTALS	75	32,842	488	28,319	26,317	87,966
Legislative District 24						
La Paz	7	1,715	13	1,394	1,021	4,143
Yuma	42	24,428	411	21,019	15,352	61,210
TOTALS	49	26,143	424	22,413	16,373	65,353
Legislative District 25						
Cochise	46	14,802	147	14,341	9,964	39,254
Maricopa	11	928	26	1,003	676	2,633
Pima	28	9,845	217	8,086	7,454	25,602
Pinal	3	740	23	711	710	2,184
Santa Cruz	20	10,591	114	2,976	4,380	18,061
TOTALS	108	36,906	527	27,117	23,184	87,734
Legislative District 26						
Pima	85	32,585	552	41,424	27,832	102,393
Pinal	2	1,417	10	3,206	1,849	6,482
TOTALS	87	34,002	562	44,630	29,681	108,875
Legislative District 27						
Pima	67	38,036	725	16,161	24,202	79,124
TOTALS	67	38,036	725	16,161	24,202	79,124
Legislative District 28						
Pima	92	36,432	845	23,200	23,619	84,096
TOTALS	92	36,432	845	23,200	23,619	84,096
Legislative District 29						
Pima	59	29,036	589	14,560	19,403	63,588
TOTALS	59	29,036	589	14,560	19,403	63,588

STATE OF ARIZONA REGISTRATION REPORT

2007 April Voter Registration - April 1, 2007
Compiled and Issued by the Arizona Secretary of State

Legislative	Precincts	ACTIVE				TOTAL
		Democratic	Libertarian	Republican	Other	
<hr/>						
Legislative District 30						
Cochise	18	5,559	80	9,659	5,989	21,287
Pima	78	28,150	562	42,429	26,368	97,509
Santa Cruz	4	1,426	24	1,315	878	3,643
<hr/>						
TOTALS	100	35,135	666	53,403	33,235	122,439
<hr/>						
STATE TOTALS	2,209	858,988	18,612	1,019,220	712,765	2,609,585

STATE OF ARIZONA REGISTRATION REPORT

2007 April Voter Registration - April 1, 2007
 Compiled and Issued by the Arizona Secretary of State

		INACTIVE					
	Precincts	Date/Period	Democratic	Libertarian	Republican	Other	TOTAL
Apache	45	G.E. 2006	3,573	26	1,423	1,231	6,253
	45	JAN 2007	3,016	24	1,302	1,124	5,466
	45	APR 2007	3,369	29	1,389	1,235	6,022
Cochise	64	G.E. 2006	3,381	47	2,387	2,418	8,233
	64	JAN 2007	3,195	47	2,247	2,299	7,788
	64	APR 2007	3,125	45	2,217	2,248	7,635
Coconino	85	G.E. 2006	4,366	239	3,384	6,360	14,349
	85	JAN 2007	4,855	257	3,608	6,581	15,301
	85	APR 2007	6,036	425	4,522	7,832	18,815
Gila	39	G.E. 2006	3,563	62	2,935	1,693	8,253
	39	JAN 2007	3,320	58	2,716	1,592	7,686
	39	APR 2007	3,312	61	2,687	1,592	7,652
Graham	18	G.E. 2006	1,281	17	1,069	606	2,973
	18	JAN 2007	1,233	15	1,009	584	2,841
	18	APR 2007	1,219	14	986	580	2,799
Greenlee	8	G.E. 2006	283	2	119	48	452
	8	JAN 2007	57	0	30	20	107
	8	APR 2007	121	0	69	37	227
La Paz	12	G.E. 2006	618	4	642	455	1,719
	12	JAN 2007	583	4	615	441	1,643
	12	APR 2007	585	4	620	437	1,646
Maricopa	1,142	G.E. 2006	91,944	3,496	109,036	110,804	315,280
	1,142	JAN 2007	97,719	3,668	115,024	119,263	335,674
	1,142	APR 2007	97,235	3,654	114,147	118,811	333,847
Mohave	73	G.E. 2006	4,813	65	6,314	4,762	15,954
	73	JAN 2007	4,721	64	6,120	4,620	15,525
	73	APR 2007	4,717	65	6,090	4,596	15,468
Navajo	70	G.E. 2006	2,658	21	1,449	992	5,120
	70	JAN 2007	2,547	20	1,324	949	4,840
	70	APR 2007	2,833	22	1,561	1,109	5,525
Pima	409	G.E. 2006	24,877	920	18,986	27,503	72,286
	409	JAN 2007	14,854	514	11,137	17,659	44,164
	409	APR 2007	14,427	501	10,783	17,196	42,907
Pinal	74	G.E. 2006	8,315	154	6,920	6,647	22,036
	74	JAN 2007	8,072	148	6,667	6,574	21,461
	74	APR 2007	11,573	173	8,248	7,748	27,742
Santa Cruz	24	G.E. 2006	256	4	162	125	547
	24	JAN 2007	229	4	143	119	495
	24	APR 2007	209	4	115	108	436
Yavapai	104	G.E. 2006	2,488	160	3,602	3,830	10,080
	104	JAN 2007	2,334	154	3,365	3,611	9,464
	104	APR 2007	2,354	193	3,563	3,664	9,774
Yuma	42	G.E. 2006	3,807	36	3,466	2,295	9,604
	42	JAN 2007	3,712	36	3,348	2,245	9,341
	42	APR 2007	3,585	30	3,219	2,161	8,995
TOTALS:	2,209	G.E. 2006	156,223	5,253	161,894	169,769	493,139
	2,209	JAN 2007	150,447	5,013	158,655	167,681	481,796
	2,209	APR 2007	154,700	5,220	160,216	169,354	489,490
PERCENTAGES:		G.E. 2006	31.68	1.07	32.83	34.43	
		JAN 2007	31.23	1.04	32.93	34.80	
		APR 2007	31.60	1.07	32.73	34.60	

STATE OF ARIZONA REGISTRATION REPORT

2007 April Voter Registration - April 1, 2007
 Compiled and Issued by the Arizona Secretary of State

Congressional	Precincts	INACTIVE				TOTAL
		Democratic	Libertarian	Republican	Other	
Congressional District 1						
Apache	45	3,369	29	1,389	1,235	6,022
Coconino	78	5,987	424	4,509	7,792	18,712
Gila	39	3,312	61	2,687	1,592	7,652
Graham	18	1,219	14	986	580	2,799
Greenlee	8	121	0	69	37	227
Navajo	52	2,774	22	1,556	1,102	5,454
Pinal	39	7,595	61	3,459	3,604	14,719
Yavapai	102	2,354	193	3,563	3,664	9,774
TOTALS	381	26,731	804	18,218	19,606	65,359
Congressional District 2						
Coconino	7	49	1	13	40	103
La Paz	1	1	0	6	0	7
Maricopa	205	14,504	377	20,600	16,325	51,806
Mohave	73	4,717	65	6,090	4,596	15,468
Navajo	18	59	0	5	7	71
Yavapai	2	0	0	0	0	0
TOTALS	306	19,330	443	26,714	20,968	67,455
Congressional District 3						
Maricopa	255	19,114	698	23,929	23,853	67,594
TOTALS	255	19,114	698	23,929	23,853	67,594
Congressional District 4						
Maricopa	177	21,532	862	10,078	19,972	52,444
TOTALS	177	21,532	862	10,078	19,972	52,444
Congressional District 5						
Maricopa	250	23,232	1,106	29,893	33,924	88,155
TOTALS	250	23,232	1,106	29,893	33,924	88,155
Congressional District 6						
Maricopa	217	15,616	542	27,090	21,547	64,795
Pinal	22	2,693	95	3,691	3,175	9,654
TOTALS	239	18,309	637	30,781	24,722	74,449
Congressional District 7						
La Paz	11	584	4	614	437	1,639
Maricopa	38	3,237	69	2,557	3,190	9,053
Pima	134	6,110	224	2,649	6,902	15,885
Pinal	11	1,111	16	726	803	2,656
Santa Cruz	19	187	4	89	94	374
Yuma	42	3,585	30	3,219	2,161	8,995
TOTALS	255	14,814	347	9,854	13,587	38,602
Congressional District 8						
Cochise	64	3,125	45	2,217	2,248	7,635
Pima	275	8,317	277	8,134	10,294	27,022
Pinal	2	174	1	372	166	713
Santa Cruz	5	22	0	26	14	62
TOTALS	346	11,638	323	10,749	12,722	35,432
STATE TOTALS	2,209	154,700	5,220	160,216	169,354	489,490

STATE OF ARIZONA REGISTRATION REPORT

2007 April Voter Registration - April 1, 2007
 Compiled and Issued by the Arizona Secretary of State

Legislative	Precincts	INACTIVE				TOTAL
		Democratic	Libertarian	Republican	Other	
Legislative District 15						
Maricopa	59	7,124	284	3,925	7,446	18,779
TOTALS	59	7,124	284	3,925	7,446	18,779
Legislative District 16						
Maricopa	44	6,059	281	2,138	4,955	13,433
TOTALS	44	6,059	281	2,138	4,955	13,433
Legislative District 17						
Maricopa	72	8,696	534	8,336	13,048	30,614
TOTALS	72	8,696	534	8,336	13,048	30,614
Legislative District 18						
Maricopa	54	4,884	200	6,374	7,009	18,467
TOTALS	54	4,884	200	6,374	7,009	18,467
Legislative District 19						
Maricopa	65	4,466	148	7,765	5,560	17,939
TOTALS	65	4,466	148	7,765	5,560	17,939
Legislative District 20						
Maricopa	57	5,518	201	7,545	7,409	20,673
TOTALS	57	5,518	201	7,545	7,409	20,673
Legislative District 21						
Maricopa	73	5,496	204	7,978	7,437	21,115
TOTALS	73	5,496	204	7,978	7,437	21,115
Legislative District 22						
Maricopa	56	4,092	132	8,404	6,236	18,864
Pinal	7	840	24	1,170	975	3,009
TOTALS	63	4,932	156	9,574	7,211	21,873
Legislative District 23						
Gila	2	125	0	2	14	141
Maricopa	11	544	12	281	518	1,355
Pinal	62	10,273	144	6,456	6,407	23,280
TOTALS	75	10,942	156	6,739	6,939	24,776
Legislative District 24						
La Paz	7	346	3	319	233	901
Yuma	42	3,585	30	3,219	2,161	8,995
TOTALS	49	3,931	33	3,538	2,394	9,896
Legislative District 25						
Cochise	46	2,508	35	1,396	1,554	5,493
Maricopa	11	181	10	192	166	549
Pima	28	644	19	570	651	1,884
Pinal	3	286	4	250	200	740
Santa Cruz	20	187	4	89	94	374
TOTALS	108	3,806	72	2,497	2,665	9,040
Legislative District 26						
Pima	85	2,351	65	2,857	2,952	8,225
Pinal	2	174	1	372	166	713
TOTALS	87	2,525	66	3,229	3,118	8,938
Legislative District 27						
Pima	67	3,382	121	1,563	3,797	8,863
TOTALS	67	3,382	121	1,563	3,797	8,863
Legislative District 28						
Pima	92	4,222	142	2,419	5,070	11,853
TOTALS	92	4,222	142	2,419	5,070	11,853
Legislative District 29						
Pima	59	2,275	100	1,209	2,803	6,387
TOTALS	59	2,275	100	1,209	2,803	6,387

STATE OF ARIZONA REGISTRATION REPORT

2007 April Voter Registration - April 1, 2007
 Compiled and Issued by the Arizona Secretary of State

Legislative	Precincts	INACTIVE				TOTAL
		Democratic	Libertarian	Republican	Other	
Legislative District 30						
Cochise	18	617	10	821	694	2,142
Pima	78	1,553	54	2,165	1,923	5,695
Santa Cruz	4	22	0	26	14	62
TOTALS	100	2,192	64	3,012	2,631	7,899
STATE TOTALS	2,209	154,700	5,220	180,216	169,354	489,490

STATE OF ARIZONA REGISTRATION REPORT

2007 April Voter Registration - April 1, 2007
 Compiled and Issued by the Arizona Secretary of State

Congressional	Precincts	INACTIVE				TOTAL
		Democratic	Libertarian	Republican	Other	
Congressional District 1						
Apache	45	3,369	29	1,389	1,235	6,022
Coconino	78	5,987	424	4,509	7,792	18,712
Gila	39	3,312	61	2,687	1,592	7,652
Graham	18	1,219	14	986	580	2,799
Greenlee	8	121	0	69	37	227
Navajo	52	2,774	22	1,556	1,102	5,454
Pinal	39	7,595	61	3,459	3,604	14,719
Yavapai	102	2,354	193	3,563	3,664	9,774
TOTALS	381	26,731	804	18,218	19,606	65,359
Congressional District 2						
Coconino	7	49	1	13	40	103
La Paz	1	1	0	6	0	7
Maricopa	205	14,504	377	20,600	16,325	51,806
Mohave	73	4,717	65	6,090	4,596	15,468
Navajo	18	59	0	5	7	71
Yavapai	2	0	0	0	0	0
TOTALS	306	19,330	443	26,714	20,968	67,455
Congressional District 3						
Maricopa	255	19,114	698	23,929	23,853	67,594
TOTALS	255	19,114	698	23,929	23,853	67,594
Congressional District 4						
Maricopa	177	21,532	862	10,078	19,972	52,444
TOTALS	177	21,532	862	10,078	19,972	52,444
Congressional District 5						
Maricopa	250	23,232	1,106	29,893	33,924	88,155
TOTALS	250	23,232	1,106	29,893	33,924	88,155
Congressional District 6						
Maricopa	217	15,616	542	27,090	21,547	64,795
Pinal	22	2,693	95	3,691	3,175	9,654
TOTALS	239	18,309	637	30,781	24,722	74,449
Congressional District 7						
La Paz	11	584	4	614	437	1,639
Maricopa	38	3,237	69	2,557	3,190	9,053
Pima	134	6,110	224	2,649	6,902	15,885
Pinal	11	1,111	16	726	803	2,656
Santa Cruz	19	187	4	89	94	374
Yuma	42	3,585	30	3,219	2,161	8,995
TOTALS	255	14,814	347	9,854	13,587	38,602
Congressional District 8						
Cochise	64	3,125	45	2,217	2,248	7,635
Pima	275	8,317	277	8,134	10,294	27,022
Pinal	2	174	1	372	166	713
Santa Cruz	5	22	0	26	14	62
TOTALS	346	11,638	323	10,749	12,722	35,432
STATE TOTALS	2,209	154,700	5,220	160,216	169,354	489,490

STATE OF ARIZONA REGISTRATION REPORT

2007 April Voter Registration - April 1, 2007
 Compiled and Issued by the Arizona Secretary of State

Legislative	Precincts	INACTIVE				TOTAL
		Democratic	Libertarian	Republican	Other	
Legislative District 1						
Coconino	22	1,288	85	1,383	1,732	4,488
Yavapai	80	2,119	179	3,104	3,272	8,674
TOTALS	102	3,407	264	4,487	5,004	13,162
Legislative District 2						
Apache	32	2,727	22	721	842	4,312
Coconino	56	4,370	333	2,661	5,622	12,986
Mohave	1	9	0	4	11	24
Navajo	37	505	3	41	84	633
Yavapai	1	0	0	0	0	0
TOTALS	127	7,611	358	3,427	6,559	17,955
Legislative District 3						
Coconino	6	378	7	478	477	1,340
La Paz	5	239	1	301	204	745
Mohave	72	4,708	65	6,086	4,585	15,444
TOTALS	83	5,325	73	6,865	5,266	17,529
Legislative District 4						
Maricopa	74	3,294	93	6,312	4,091	13,790
Yavapai	23	235	14	459	392	1,100
TOTALS	97	3,529	107	6,771	4,483	14,890
Legislative District 5						
Apache	13	642	7	668	393	1,710
Coconino	1	0	0	0	1	1
Gila	37	3,187	61	2,685	1,578	7,511
Graham	18	1,219	14	986	580	2,799
Greenlee	8	121	0	69	37	227
Navajo	33	2,328	19	1,520	1,025	4,892
Pinal	0	0	0	0	0	0
TOTALS	110	7,497	101	5,928	3,614	17,140
Legislative District 6						
Maricopa	67	5,064	193	7,103	6,749	19,109
TOTALS	67	5,064	193	7,103	6,749	19,109
Legislative District 7						
Maricopa	61	4,087	135	7,091	5,531	16,844
TOTALS	61	4,087	135	7,091	5,531	16,844
Legislative District 8						
Maricopa	73	4,785	200	9,201	7,566	21,752
TOTALS	73	4,785	200	9,201	7,566	21,752
Legislative District 9						
Maricopa	64	5,139	139	7,077	5,097	17,452
TOTALS	64	5,139	139	7,077	5,097	17,452
Legislative District 10						
Maricopa	59	5,877	204	5,910	7,111	19,102
TOTALS	59	5,877	204	5,910	7,111	19,102
Legislative District 11						
Maricopa	84	5,143	209	6,251	5,718	17,321
TOTALS	84	5,143	209	6,251	5,718	17,321
Legislative District 12						
Maricopa	71	6,853	147	7,235	8,022	22,257
TOTALS	71	6,853	147	7,235	8,022	22,257
Legislative District 13						
Maricopa	47	5,321	130	2,899	4,696	13,046
TOTALS	47	5,321	130	2,899	4,696	13,046
Legislative District 14						
Maricopa	40	4,612	198	2,130	4,446	11,386
TOTALS	40	4,612	198	2,130	4,446	11,386

STATE OF ARIZONA REGISTRATION REPORT

2007 April Voter Registration - April 1, 2007
 Compiled and Issued by the Arizona Secretary of State

Legislative	Precincts	INACTIVE				TOTAL
		Democratic	Libertarian	Republican	Other	
Legislative District 15						
Maricopa	59	7,124	284	3,925	7,446	18,779
TOTALS	59	7,124	284	3,925	7,446	18,779
Legislative District 16						
Maricopa	44	6,059	281	2,138	4,955	13,433
TOTALS	44	6,059	281	2,138	4,955	13,433
Legislative District 17						
Maricopa	72	8,696	534	8,336	13,048	30,614
TOTALS	72	8,696	534	8,336	13,048	30,614
Legislative District 18						
Maricopa	54	4,884	200	6,374	7,009	18,467
TOTALS	54	4,884	200	6,374	7,009	18,467
Legislative District 19						
Maricopa	65	4,466	148	7,765	5,560	17,939
TOTALS	65	4,466	148	7,765	5,560	17,939
Legislative District 20						
Maricopa	57	5,518	201	7,545	7,409	20,673
TOTALS	57	5,518	201	7,545	7,409	20,673
Legislative District 21						
Maricopa	73	5,496	204	7,978	7,437	21,115
TOTALS	73	5,496	204	7,978	7,437	21,115
Legislative District 22						
Maricopa	56	4,092	132	8,404	6,236	18,864
Pinal	7	840	24	1,170	975	3,009
TOTALS	63	4,932	156	9,574	7,211	21,873
Legislative District 23						
Gila	2	125	0	2	14	141
Maricopa	11	544	12	281	518	1,355
Pinal	62	10,273	144	6,456	6,407	23,280
TOTALS	75	10,942	156	6,739	6,939	24,776
Legislative District 24						
La Paz	7	346	3	319	233	901
Yuma	42	3,585	30	3,219	2,161	8,995
TOTALS	49	3,931	33	3,538	2,394	9,896
Legislative District 25						
Cochise	46	2,508	35	1,396	1,554	5,493
Maricopa	11	181	10	192	166	549
Pima	28	644	19	570	651	1,884
Pinal	3	286	4	250	200	740
Santa Cruz	20	187	4	89	94	374
TOTALS	108	3,806	72	2,497	2,665	9,040
Legislative District 26						
Pima	85	2,351	65	2,857	2,952	8,225
Pinal	2	174	1	372	166	713
TOTALS	87	2,525	66	3,229	3,118	8,938
Legislative District 27						
Pima	67	3,382	121	1,563	3,797	8,863
TOTALS	67	3,382	121	1,563	3,797	8,863
Legislative District 28						
Pima	92	4,222	142	2,419	5,070	11,853
TOTALS	92	4,222	142	2,419	5,070	11,853
Legislative District 29						
Pima	59	2,275	100	1,209	2,803	6,387
TOTALS	59	2,275	100	1,209	2,803	6,387

STATE OF ARIZONA REGISTRATION REPORT

2007 April Voter Registration - April 1, 2007
 Compiled and Issued by the Arizona Secretary of State

Legislative	Precincts	INACTIVE				TOTAL
		Democratic	Libertarian	Republican	Other	
Legislative District 30						
Cochise	18	617	10	821	694	2,142
Pima	78	1,553	54	2,165	1,923	5,695
Santa Cruz	4	22	0	26	14	62
TOTALS	100	2,192	64	3,012	2,631	7,899
STATE TOTALS	2,209	154,700	5,220	180,216	169,354	489,490